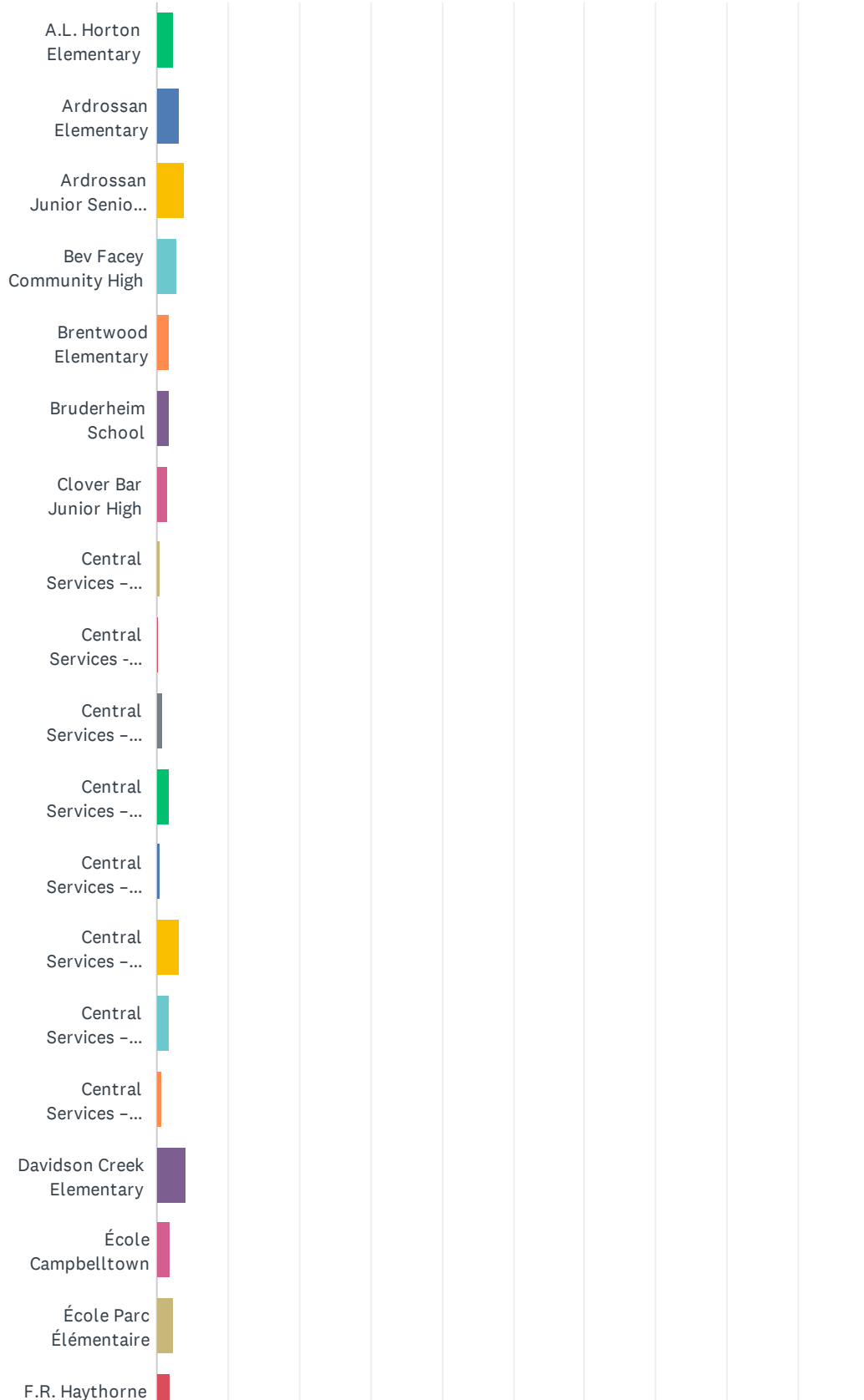
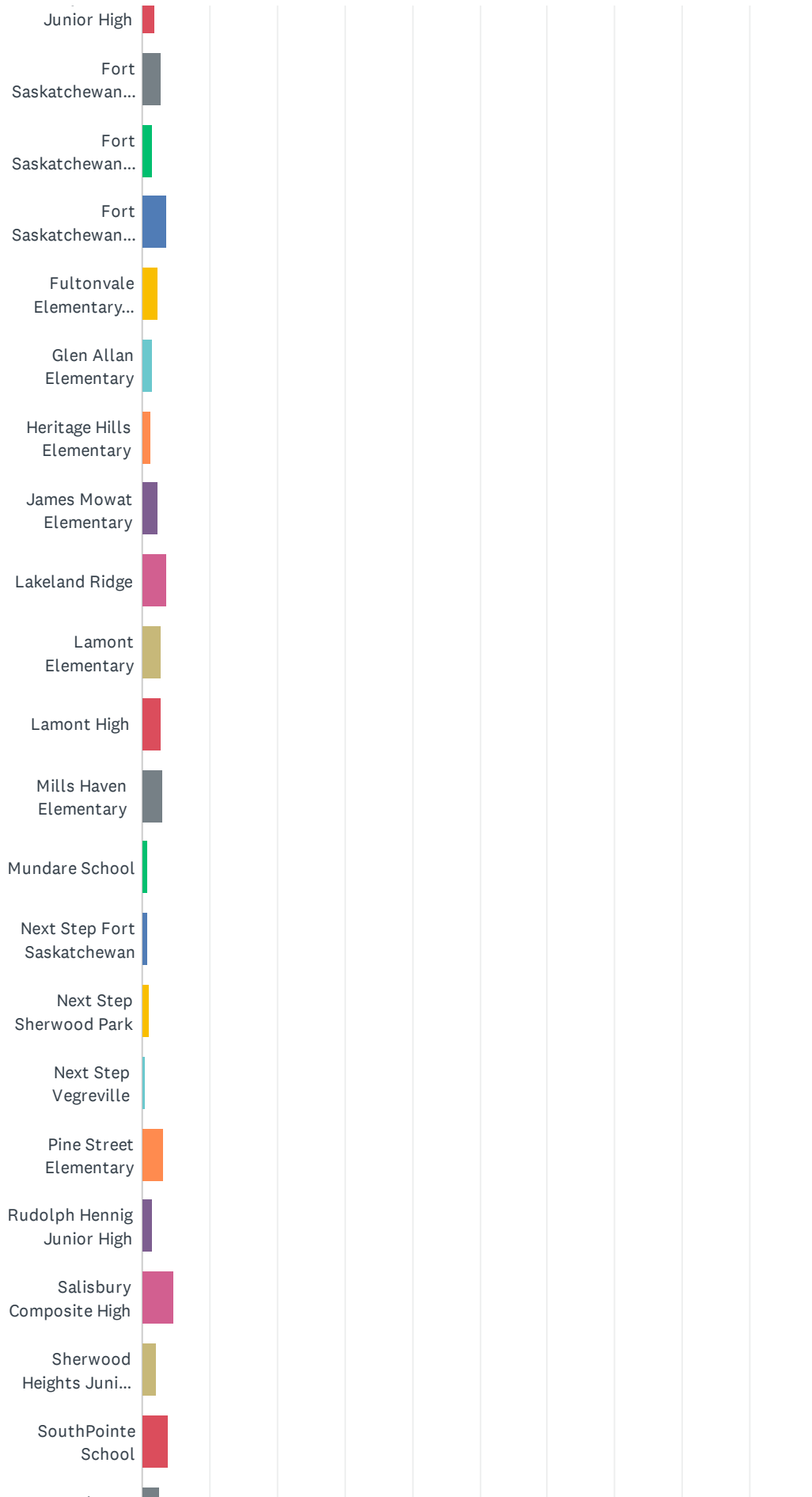


Q1 Please identify your site:

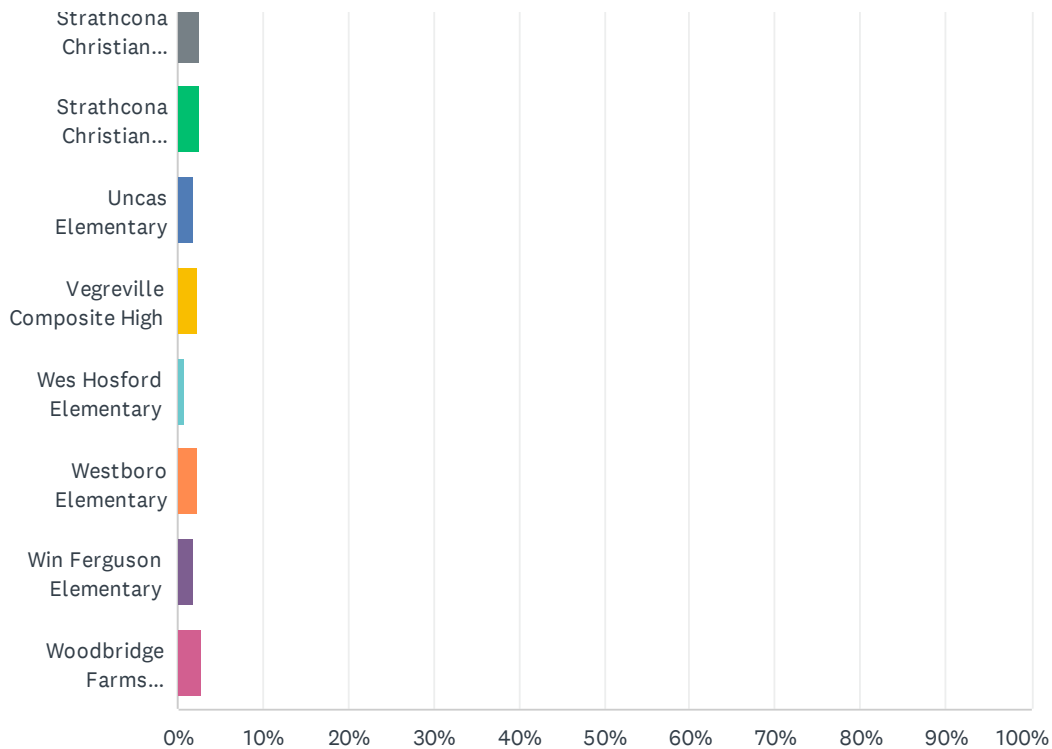
Answered: 1,155 Skipped: 0



2023-24 EIPS Annual Feedback Survey: For Staff



2023-24 EIPS Annual Feedback Survey: For Staff



2023-24 EIPS Annual Feedback Survey: For Staff

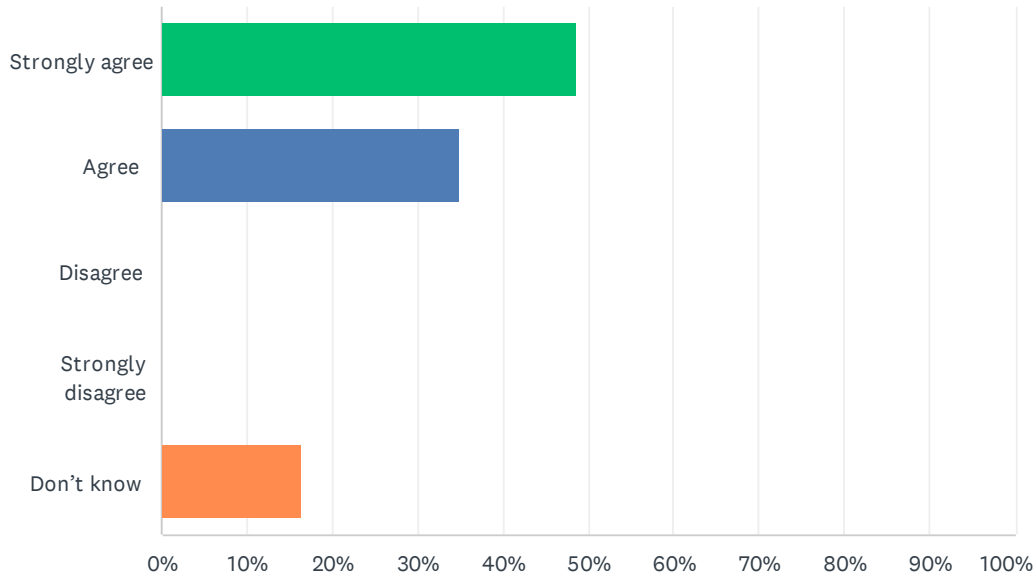
ANSWER CHOICES	RESPONSES	
A.L. Horton Elementary	2.34%	27
Ardrossan Elementary	3.29%	38
Ardrossan Junior Senior High	3.90%	45
Bev Facey Community High	2.77%	32
Brentwood Elementary	1.73%	20
Bruderheim School	1.65%	19
Clover Bar Junior High	1.47%	17
Central Services – Communication Services	0.52%	6
Central Services - Education Executive	0.17%	2
Central Services – Facility Services	0.95%	11
Central Services – Financial Services	1.65%	19
Central Services – Human Resources	0.43%	5
Central Services – Supports for Students	3.20%	37
Central Services – Information Technologies	1.73%	20
Central Services – Student Transportation	0.69%	8
Davidson Creek Elementary	4.07%	47
École Campbelltown	1.82%	21
École Parc Élémentaire	2.42%	28
F.R. Haythorne Junior High	1.99%	23
Fort Saskatchewan Christian	2.77%	32
Fort Saskatchewan Elementary	1.56%	18
Fort Saskatchewan High	3.55%	41
Fultonvale Elementary Junior High	2.34%	27
Glen Allan Elementary	1.56%	18
Heritage Hills Elementary	1.30%	15
James Mowat Elementary	2.34%	27
Lakeland Ridge	3.64%	42
Lamont Elementary	2.68%	31
Lamont High	2.68%	31
Mills Haven Elementary	2.94%	34
Mundare School	0.95%	11
Next Step Fort Saskatchewan	0.78%	9

2023-24 EIPS Annual Feedback Survey: For Staff

Next Step Sherwood Park	1.04%	12
Next Step Vegreville	0.35%	4
Pine Street Elementary	3.12%	36
Rudolph Hennig Junior High	1.56%	18
Salisbury Composite High	4.76%	55
Sherwood Heights Junior High	2.08%	24
SouthPointe School	3.90%	45
Strathcona Christian Academy Elementary	2.60%	30
Strathcona Christian Academy Secondary	2.60%	30
Uncas Elementary	1.82%	21
Vegreville Composite High	2.34%	27
Wes Hosford Elementary	0.95%	11
Westboro Elementary	2.34%	27
Win Ferguson Elementary	1.82%	21
Woodbridge Farms Elementary	2.86%	33
TOTAL		1,155

Q2 As a result of being in the Play and Learn at School (PALS) program in the Division, children are demonstrating growth in their development.

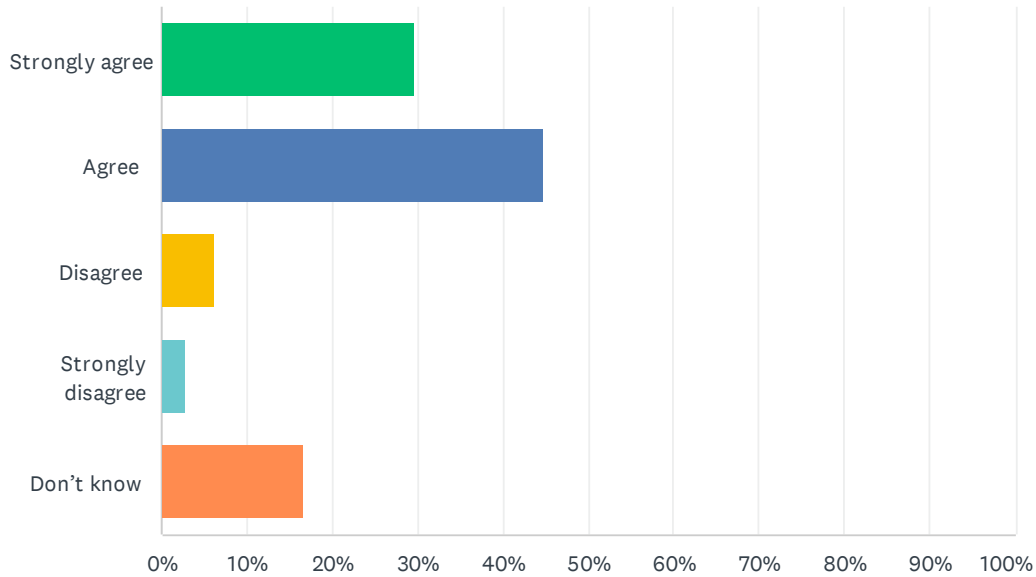
Answered: 152 Skipped: 1,003



ANSWER CHOICES	RESPONSES	
Strongly agree	48.68%	74
Agree	34.87%	53
Disagree	0.00%	0
Strongly disagree	0.00%	0
Don't know	16.45%	25
TOTAL		152

Q3 As a result of the kindergarten programming in the Division, children are becoming ready to enter Grade 1.

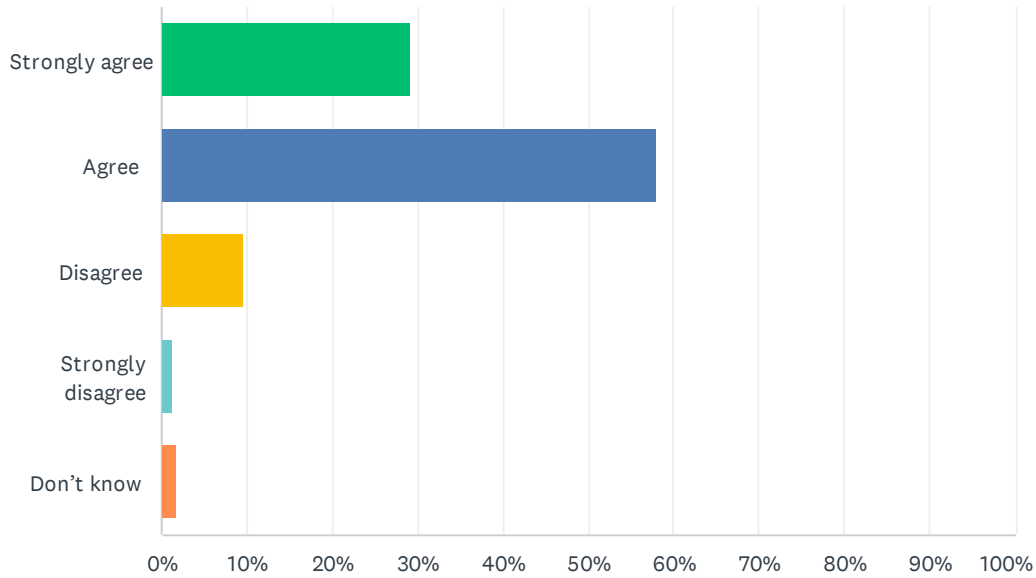
Answered: 653 Skipped: 502



ANSWER CHOICES	RESPONSES	
Strongly agree	29.56%	193
Agree	44.87%	293
Disagree	6.13%	40
Strongly disagree	2.76%	18
Don't know	16.69%	109
TOTAL		653

Q4 At my school, students' individual needs are met.

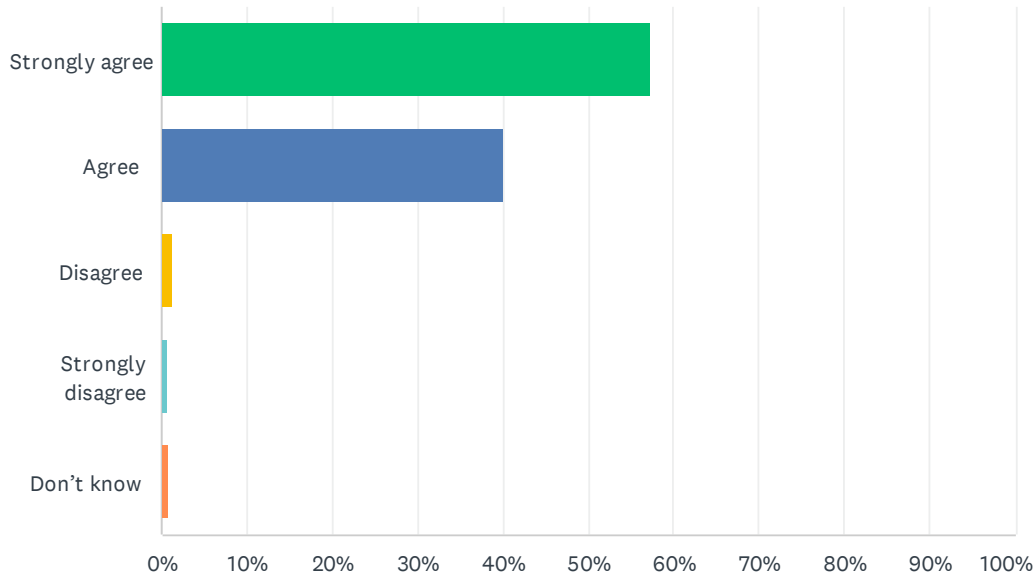
Answered: 996 Skipped: 159



ANSWER CHOICES	RESPONSES	
Strongly agree	29.32%	292
Agree	58.03%	578
Disagree	9.54%	95
Strongly disagree	1.31%	13
Don't know	1.81%	18
TOTAL		996

Q5 At my school, students are encouraged to do their best.

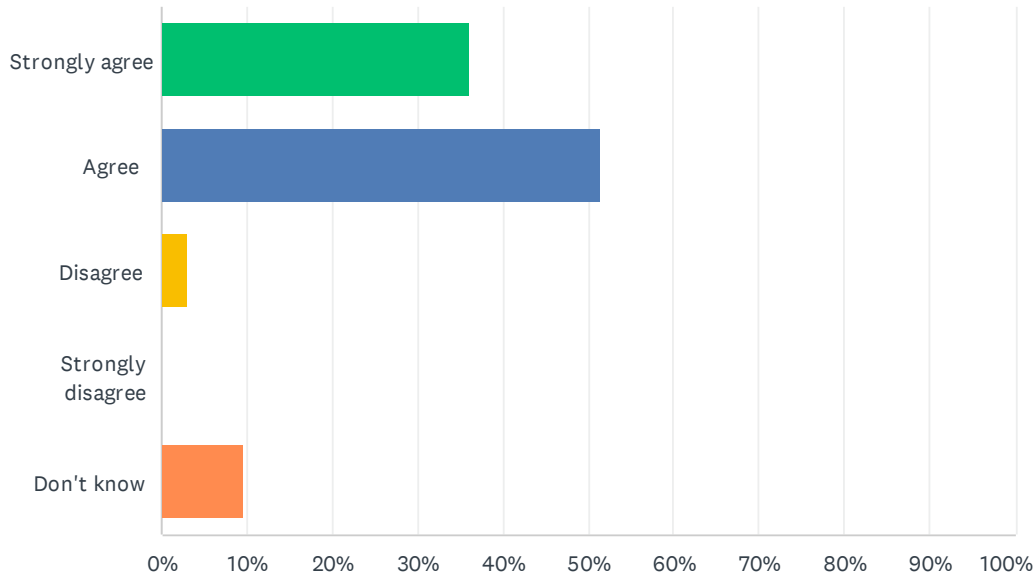
Answered: 996 Skipped: 159



ANSWER CHOICES	RESPONSES	
Strongly agree	57.33%	571
Agree	40.06%	399
Disagree	1.20%	12
Strongly disagree	0.60%	6
Don't know	0.80%	8
TOTAL		996

Q6 At my school, students are demonstrating growth in literacy.

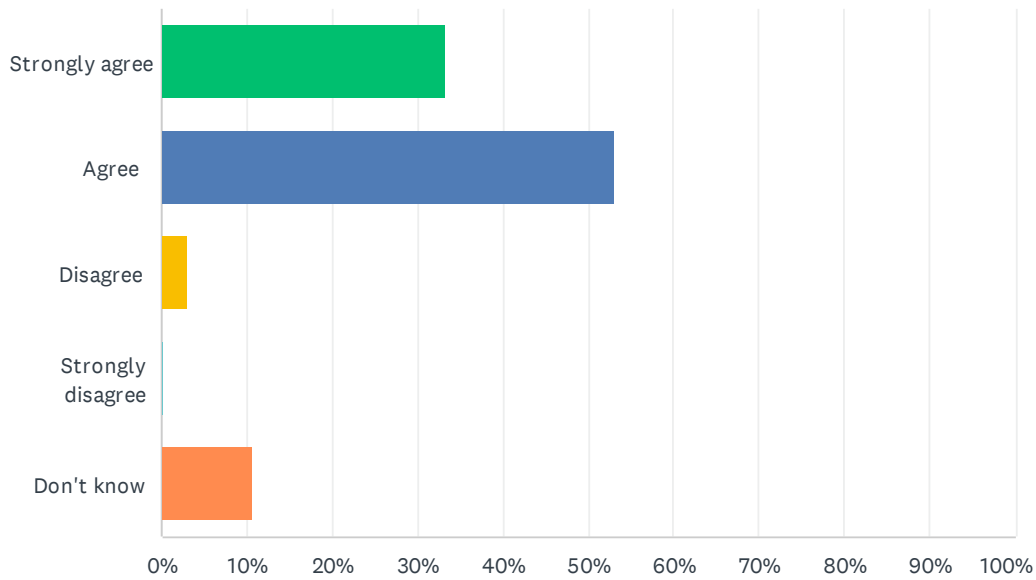
Answered: 991 Skipped: 164



ANSWER CHOICES	RESPONSES	
Strongly agree	36.13%	358
Agree	51.36%	509
Disagree	2.93%	29
Strongly disagree	0.00%	0
Don't know	9.59%	95
TOTAL		991

Q7 At my school, students are demonstrating growth in numeracy.

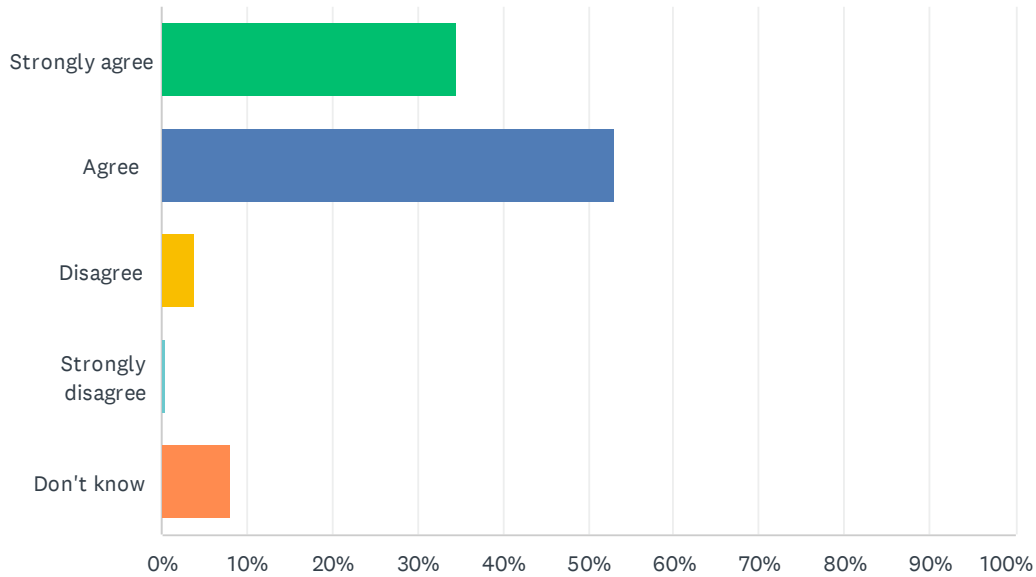
Answered: 994 Skipped: 161



ANSWER CHOICES	RESPONSES	
Strongly agree	33.20%	330
Agree	53.02%	527
Disagree	3.02%	30
Strongly disagree	0.20%	2
Don't know	10.56%	105
TOTAL		994

Q8 At my school, students are demonstrating an understanding of First Nations, Métis and Inuit culture and history.

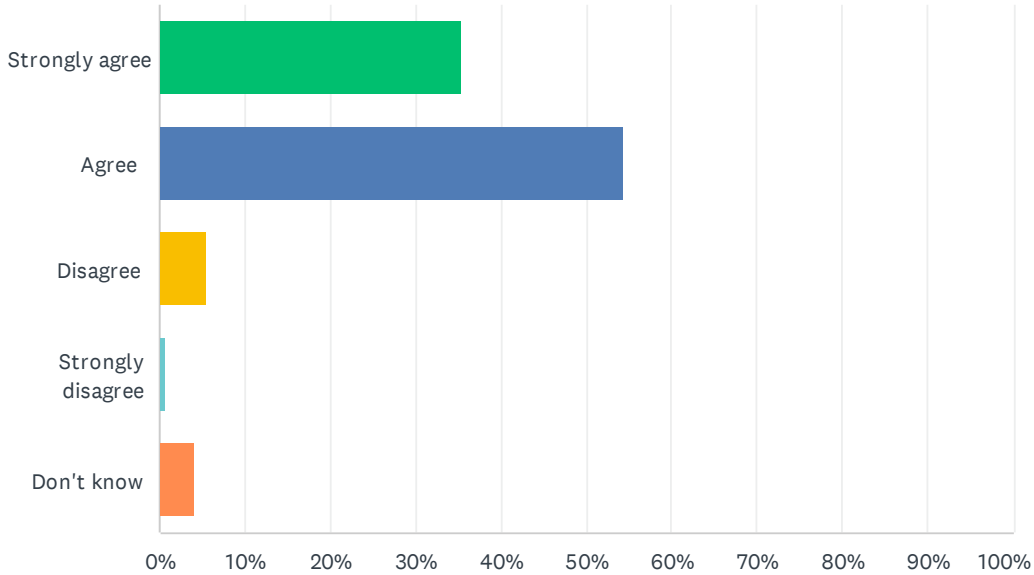
Answered: 990 Skipped: 165



ANSWER CHOICES	RESPONSES	
Strongly agree	34.44%	341
Agree	53.13%	526
Disagree	3.74%	37
Strongly disagree	0.51%	5
Don't know	8.18%	81
TOTAL		990

Q9 At my school, students are learning the knowledge, skills and attitudes necessary to be successful in life.

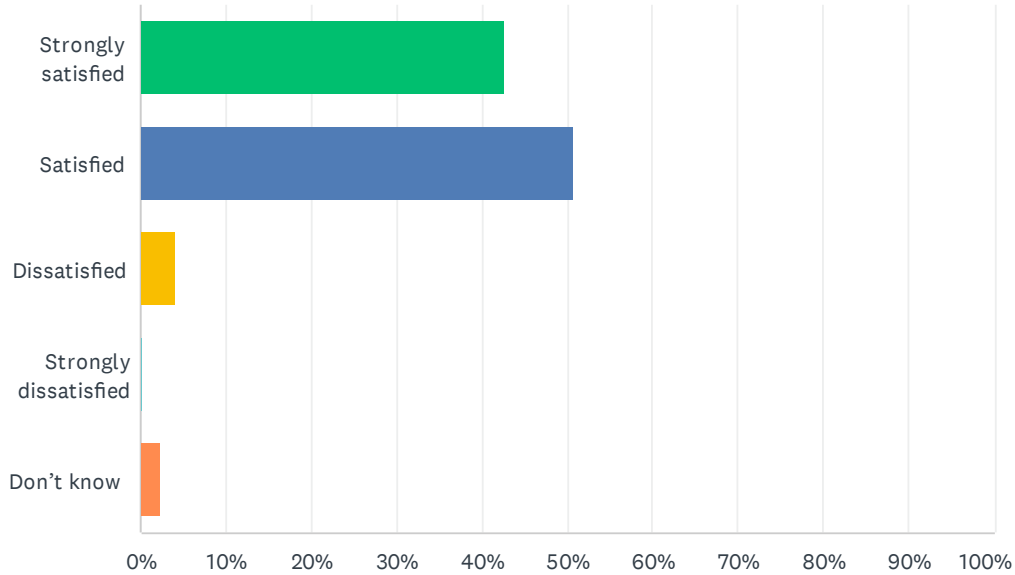
Answered: 994 Skipped: 161



ANSWER CHOICES	RESPONSES	
Strongly agree	35.41%	352
Agree	54.33%	540
Disagree	5.53%	55
Strongly disagree	0.70%	7
Don't know	4.02%	40
TOTAL		994

Q10 How satisfied are you with the quality of education students are receiving at your school?

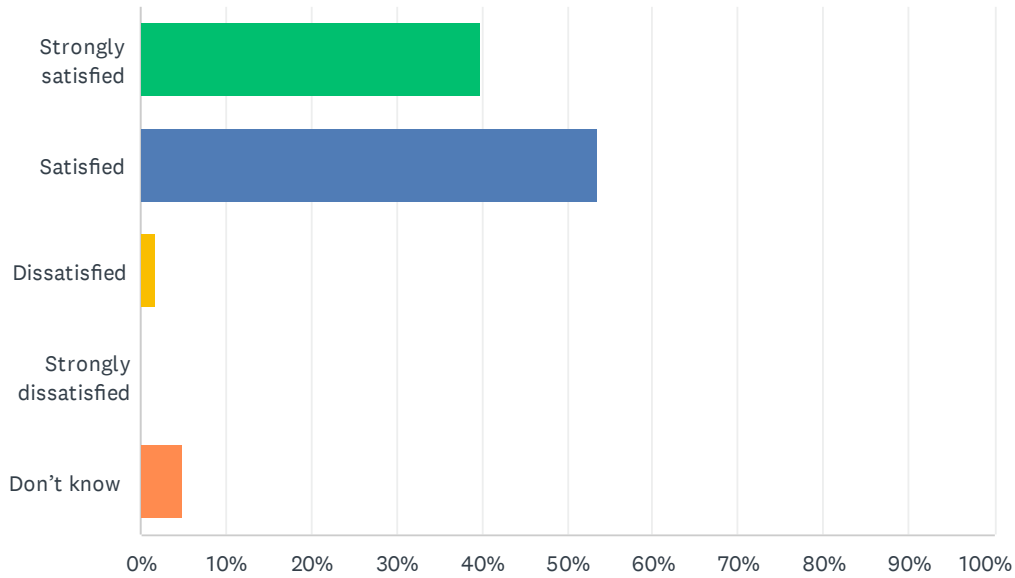
Answered: 979 Skipped: 176



ANSWER CHOICES	RESPONSES	
Strongly satisfied	42.59%	417
Satisfied	50.77%	497
Dissatisfied	3.98%	39
Strongly dissatisfied	0.31%	3
Don't know	2.35%	23
TOTAL		979

Q11 How satisfied are you with the quality of teaching in the Division?

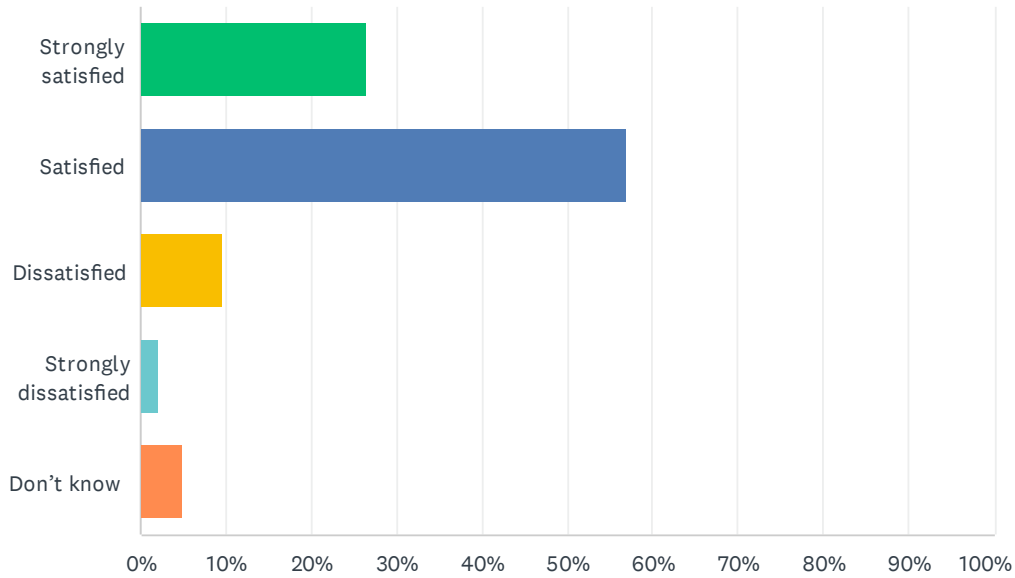
Answered: 978 Skipped: 177



ANSWER CHOICES	RESPONSES	
Strongly satisfied	39.88%	390
Satisfied	53.48%	523
Dissatisfied	1.74%	17
Strongly dissatisfied	0.00%	0
Don't know	4.91%	48
TOTAL		978

Q12 How satisfied are you with the leadership in the Division?

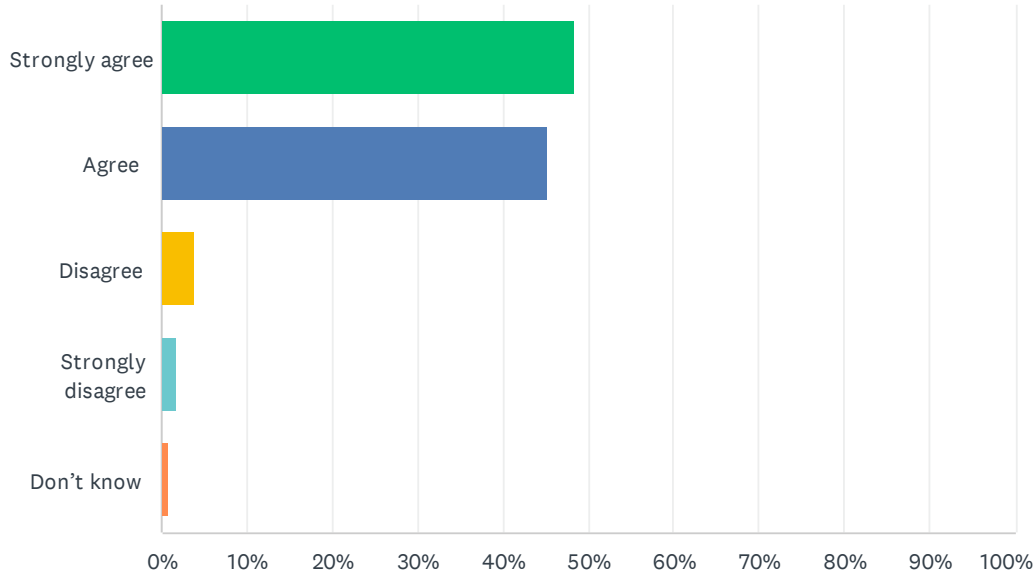
Answered: 974 Skipped: 181



ANSWER CHOICES	RESPONSES	
Strongly satisfied	26.39%	257
Satisfied	56.98%	555
Dissatisfied	9.55%	93
Strongly dissatisfied	2.16%	21
Don't know	4.93%	48
TOTAL		974

Q13 At my school, students are encouraged to be responsible, respectful and engaged citizens.

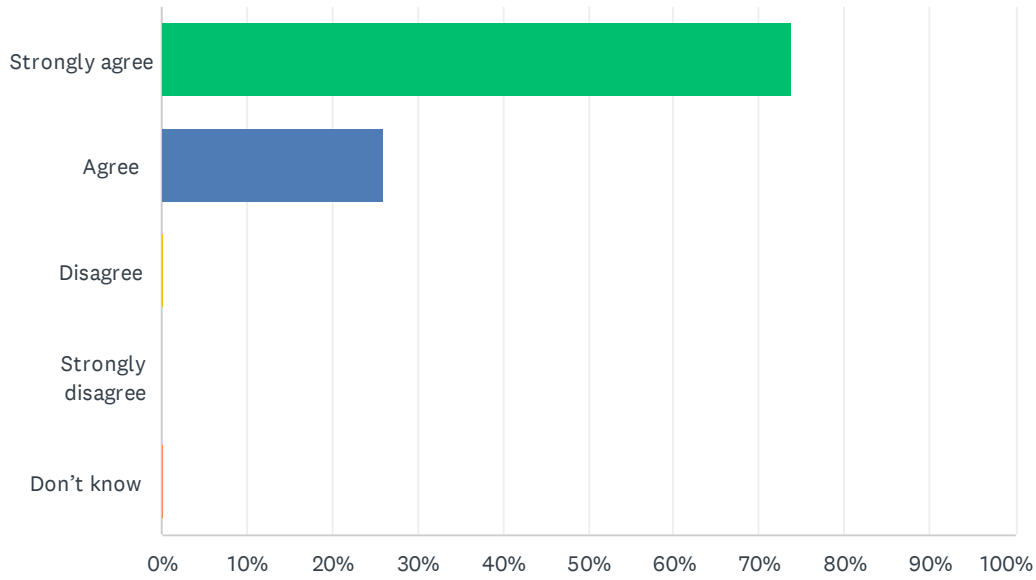
Answered: 977 Skipped: 178



ANSWER CHOICES	RESPONSES	
Strongly agree	48.41%	473
Agree	45.24%	442
Disagree	3.89%	38
Strongly disagree	1.64%	16
Don't know	0.82%	8
TOTAL		977

Q14 School staff care about students.

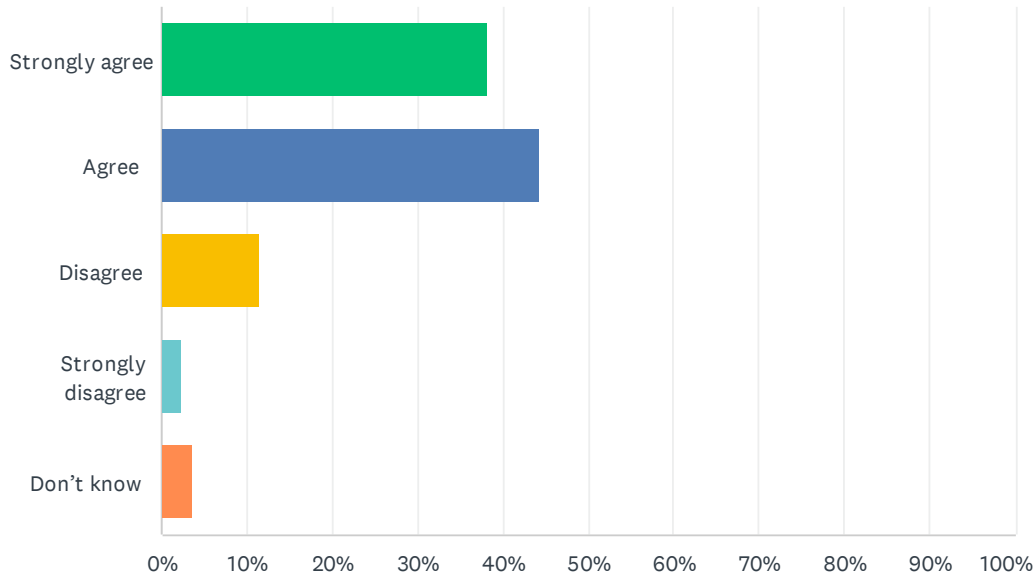
Answered: 976 Skipped: 179



ANSWER CHOICES	RESPONSES	
Strongly agree	73.67%	719
Agree	25.92%	253
Disagree	0.20%	2
Strongly disagree	0.00%	0
Don't know	0.20%	2
TOTAL		976

Q15 My school handles discipline fairly and reasonably.

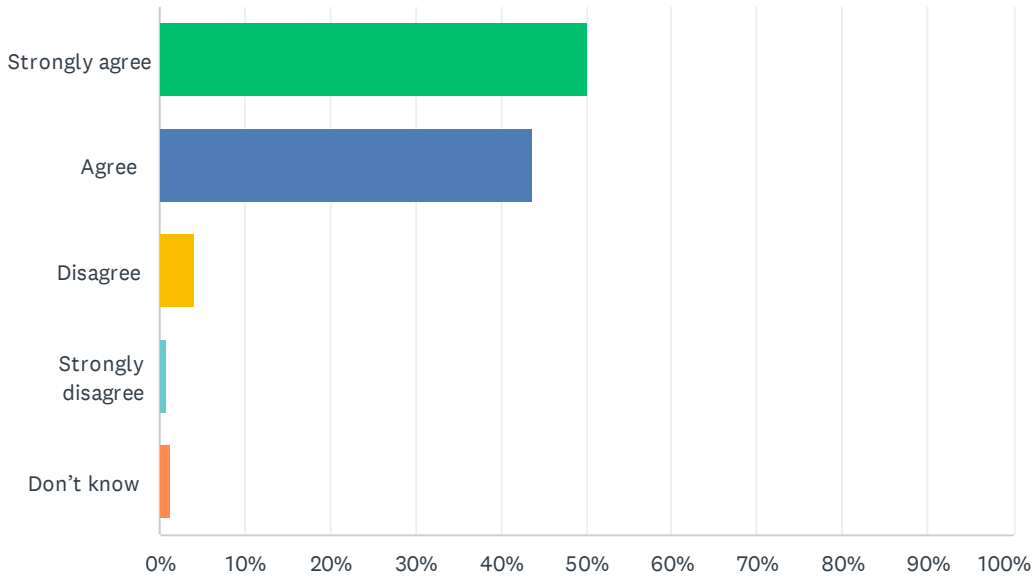
Answered: 978 Skipped: 177



ANSWER CHOICES	RESPONSES	
Strongly agree	38.14%	373
Agree	44.38%	434
Disagree	11.45%	112
Strongly disagree	2.35%	23
Don't know	3.68%	36
TOTAL		978

Q16 My school is safe.

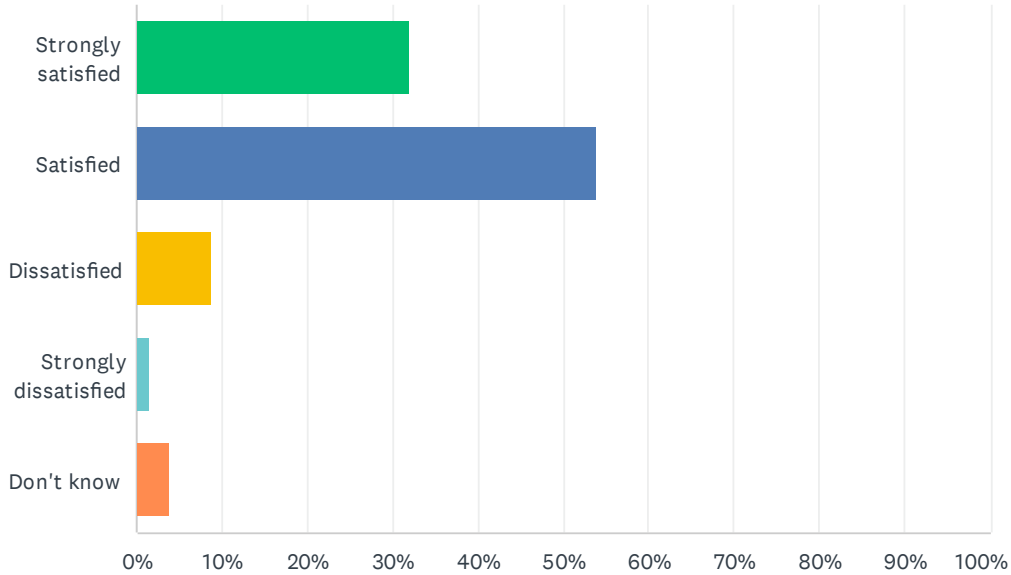
Answered: 973 Skipped: 182



ANSWER CHOICES	RESPONSES	
Strongly agree	50.15%	488
Agree	43.68%	425
Disagree	4.01%	39
Strongly disagree	0.92%	9
Don't know	1.23%	12
TOTAL		973

Q17 How satisfied are you with the resources available to support teaching and learning at your school?

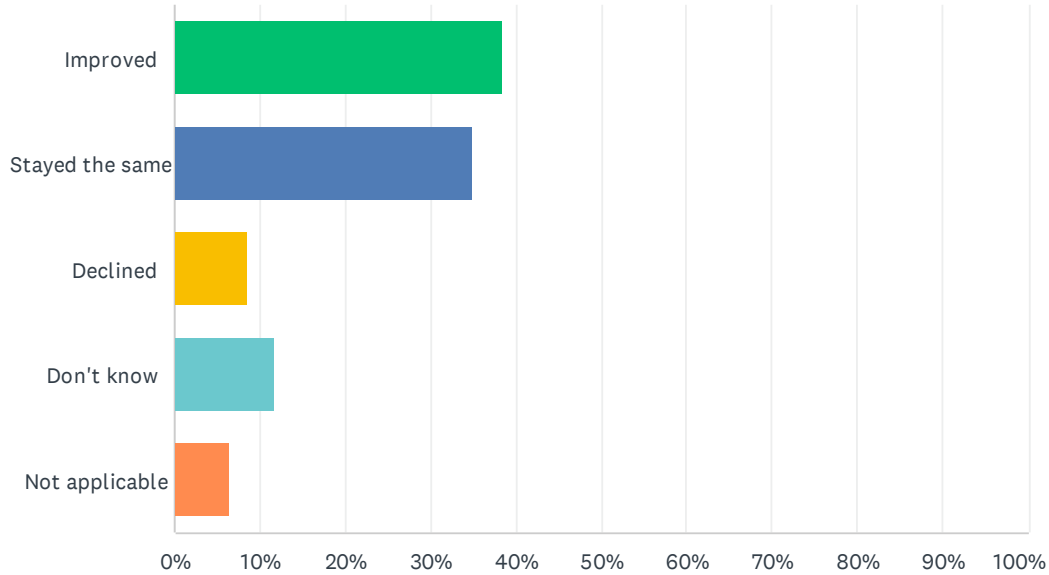
Answered: 975 Skipped: 180



ANSWER CHOICES	RESPONSES	
Strongly satisfied	32.00%	312
Satisfied	53.95%	526
Dissatisfied	8.72%	85
Strongly dissatisfied	1.44%	14
Don't know	3.90%	38
TOTAL		975

Q18 In your opinion, has the quality of education at your school improved, stayed the same or declined in the past three years?

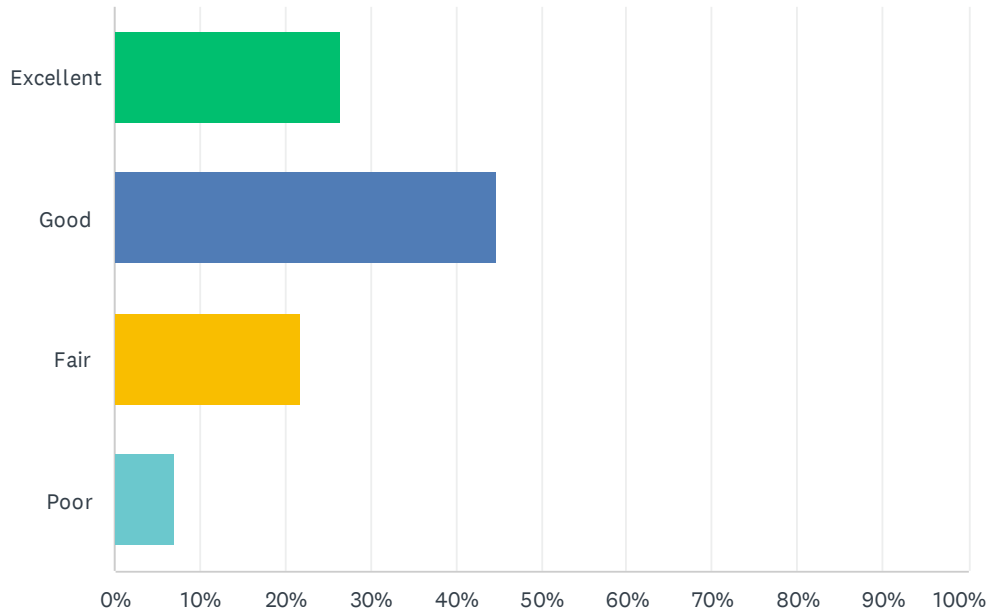
Answered: 977 Skipped: 178



ANSWER CHOICES	RESPONSES	
Improved	38.49%	376
Stayed the same	35.01%	342
Declined	8.50%	83
Don't know	11.67%	114
Not applicable	6.35%	62
TOTAL		977

Q19 How do you rate the physical condition of your school?

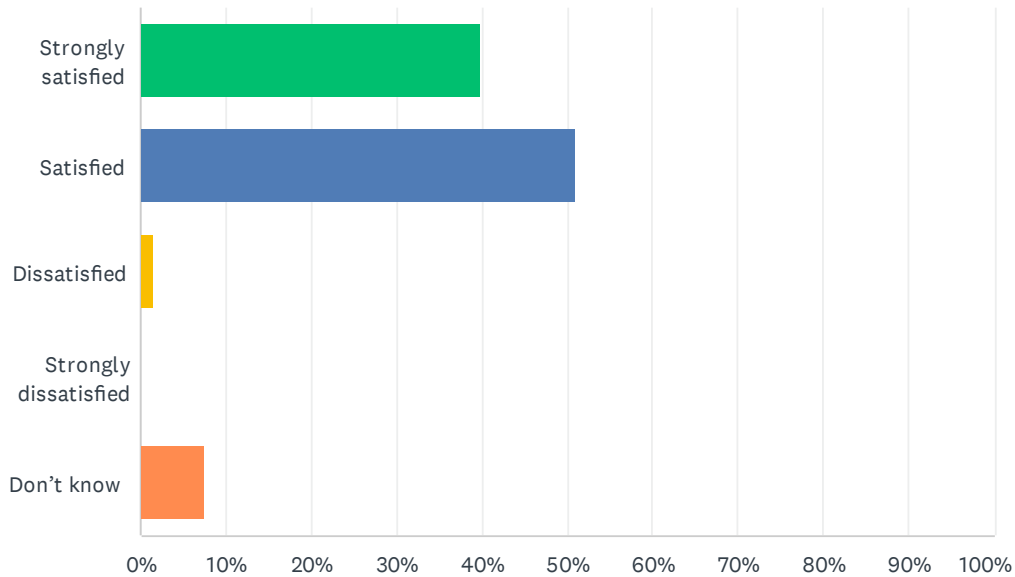
Answered: 977 Skipped: 178



ANSWER CHOICES	RESPONSES
Excellent	26.41% 258
Good	44.83% 438
Fair	21.80% 213
Poor	6.96% 68
TOTAL	977

Q20 How satisfied are you with the opportunities provided to parents and caregivers to be involved in their child's education? Refer to the EIPS Parent Engagement overview for examples of parent involvement and engagement opportunities that help support student success.

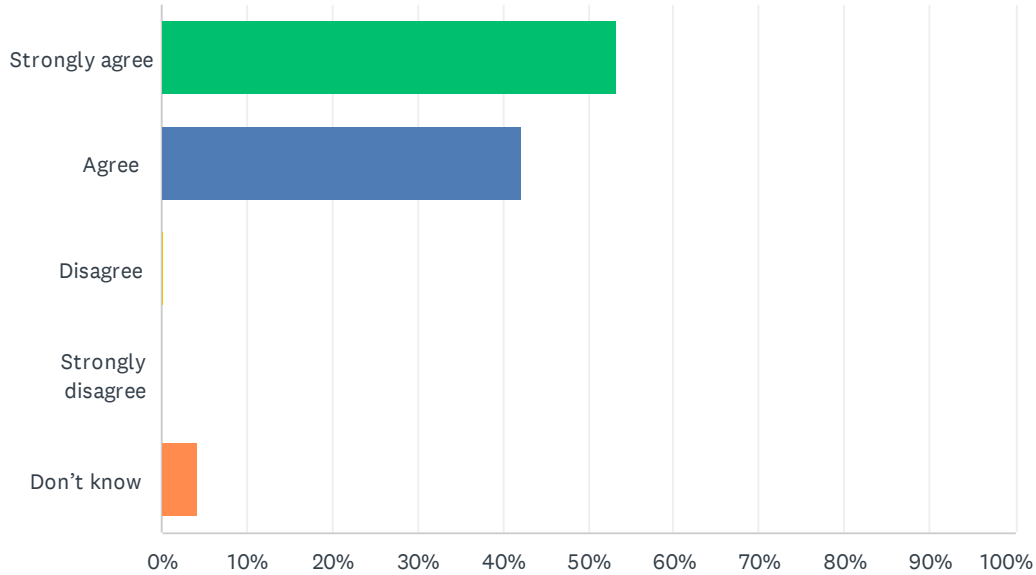
Answered: 965 Skipped: 190



ANSWER CHOICES	RESPONSES	
Strongly satisfied	39.90%	385
Satisfied	50.98%	492
Dissatisfied	1.55%	15
Strongly dissatisfied	0.10%	1
Don't know	7.46%	72
TOTAL		965

Q21 The school keeps families informed about their child's progress and achievement.

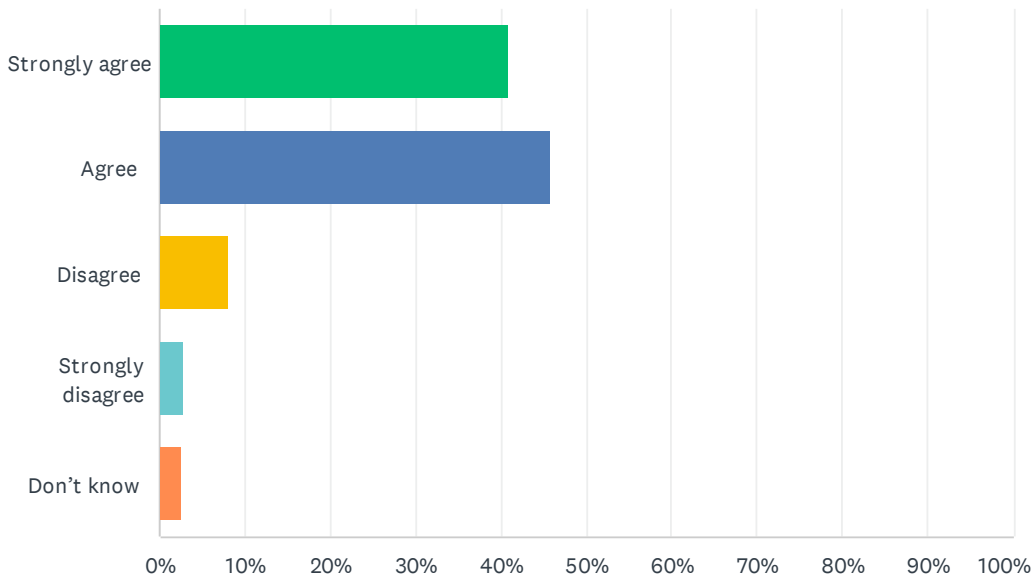
Answered: 967 Skipped: 188



ANSWER CHOICES	RESPONSES	
Strongly agree	53.26%	515
Agree	42.19%	408
Disagree	0.31%	3
Strongly disagree	0.00%	0
Don't know	4.24%	41
TOTAL		967

Q22 There is open and honest communication within my school.

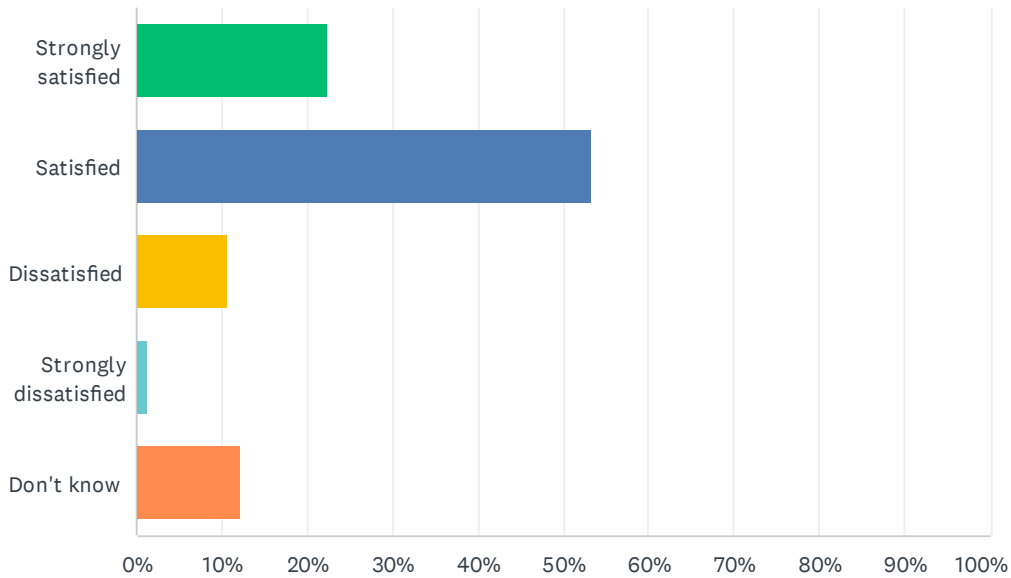
Answered: 967 Skipped: 188



ANSWER CHOICES	RESPONSES	
Strongly agree	40.85%	395
Agree	45.81%	443
Disagree	8.07%	78
Strongly disagree	2.69%	26
Don't know	2.59%	25
TOTAL		967

Q23 How satisfied are you with the Division’s commitment to engaging stakeholders—including staff—about matters that affect decision-making and public education?

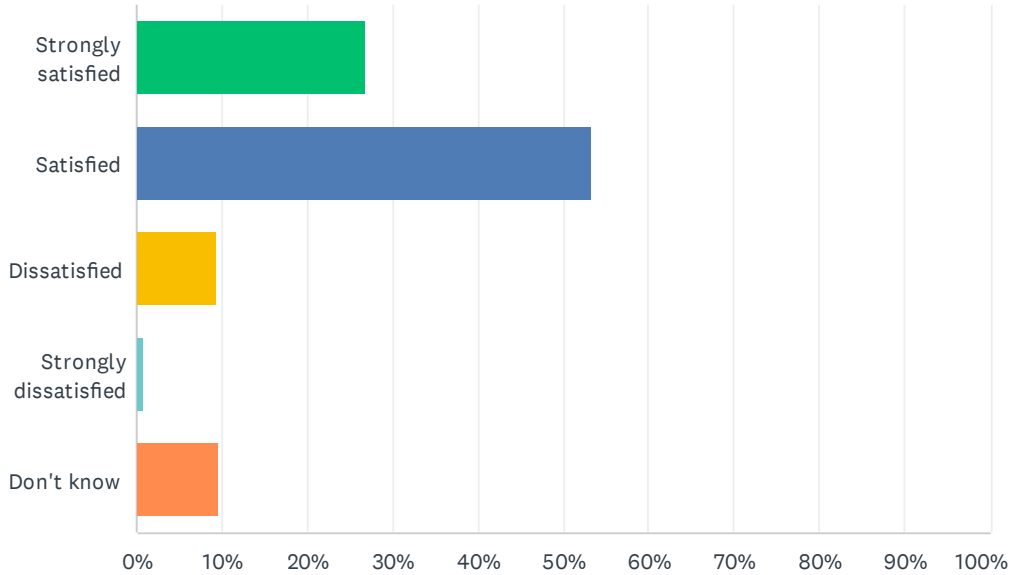
Answered: 966 Skipped: 189



ANSWER CHOICES	RESPONSES	
Strongly satisfied	22.46%	217
Satisfied	53.31%	515
Dissatisfied	10.77%	104
Strongly dissatisfied	1.35%	13
Don't know	12.11%	117
TOTAL		966

Q24 How satisfied are you with the Division’s commitment to advocating for public education?

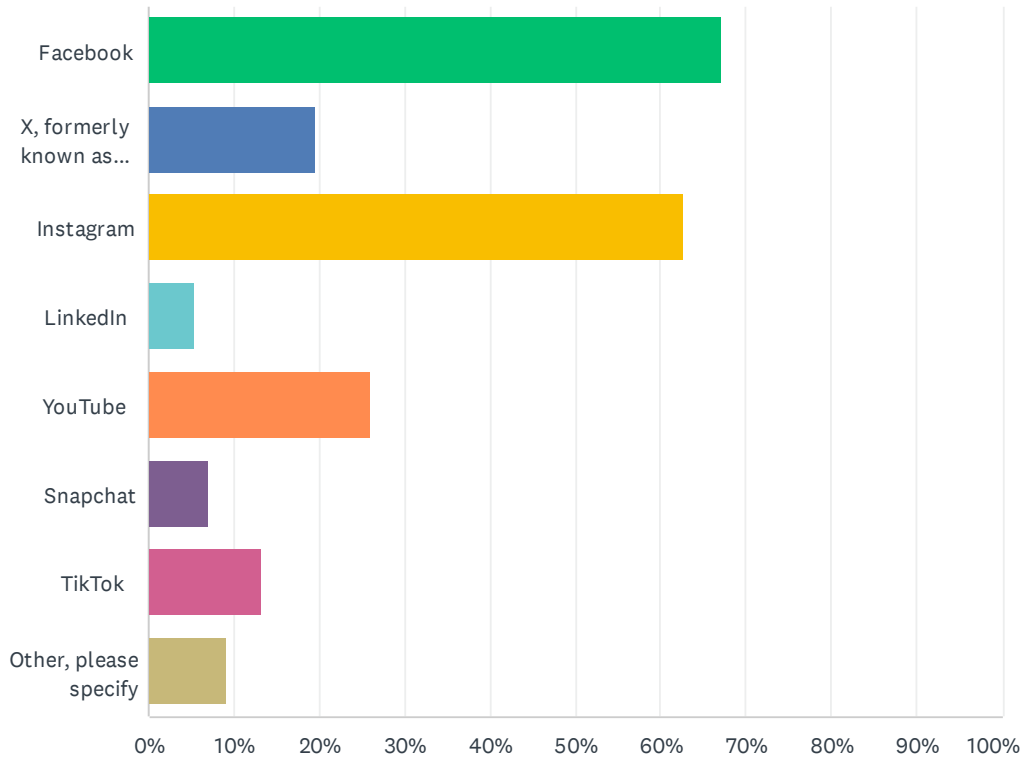
Answered: 964 Skipped: 191



ANSWER CHOICES	RESPONSES	
Strongly satisfied	26.97%	260
Satisfied	53.22%	513
Dissatisfied	9.34%	90
Strongly dissatisfied	0.93%	9
Don't know	9.54%	92
TOTAL		964

Q25 The Division and schools often share news and information on social media. Which of the following platforms do you use? Check all that apply.

Answered: 814 Skipped: 341



ANSWER CHOICES	RESPONSES	
Facebook	67.08%	546
X, formerly known as Twitter	19.53%	159
Instagram	62.78%	511
LinkedIn	5.28%	43
YouTube	26.04%	212
Snapchat	7.13%	58
TikTok	13.14%	107
Other, please specify	9.09%	74
Total Respondents: 814		