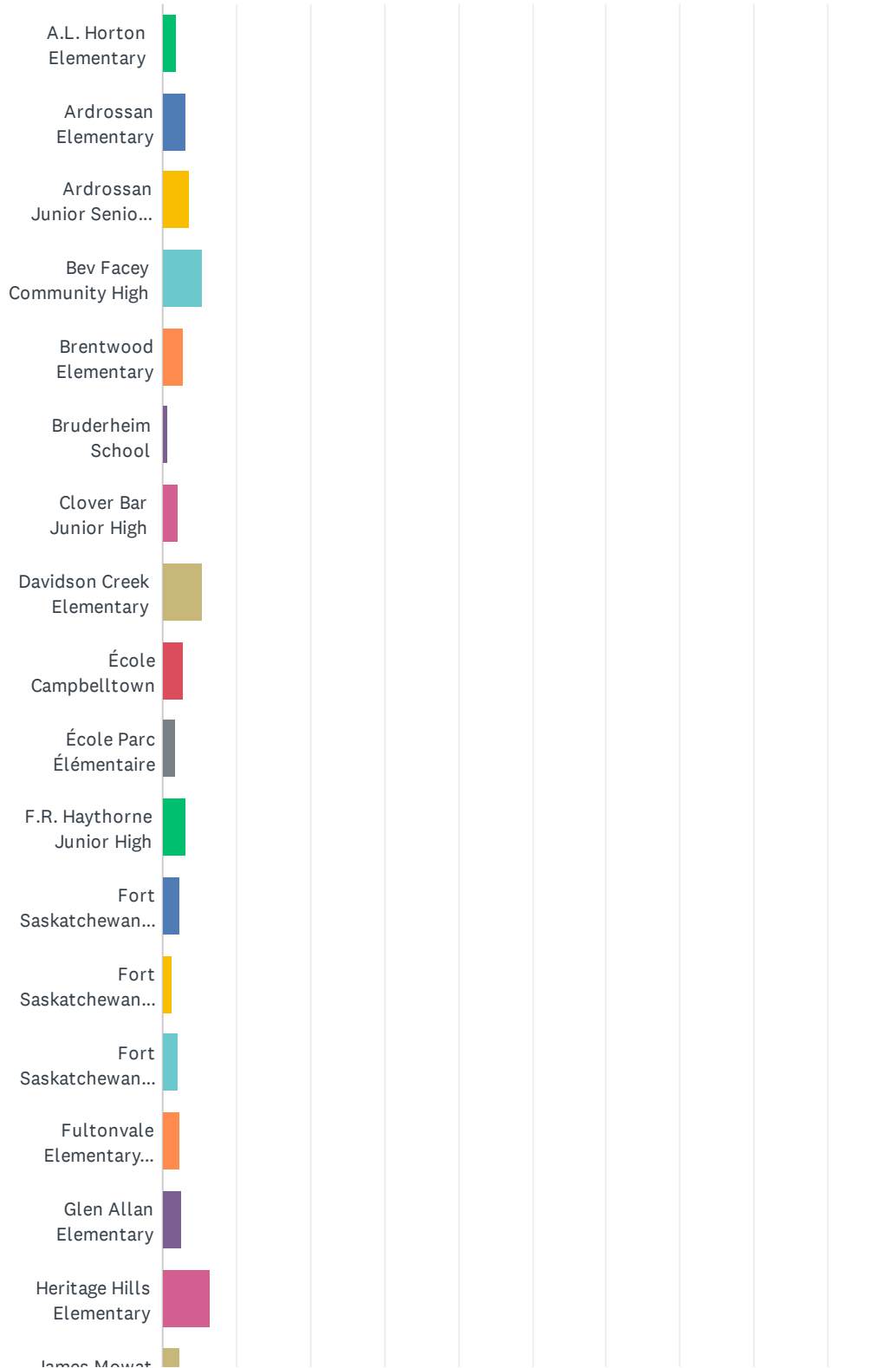
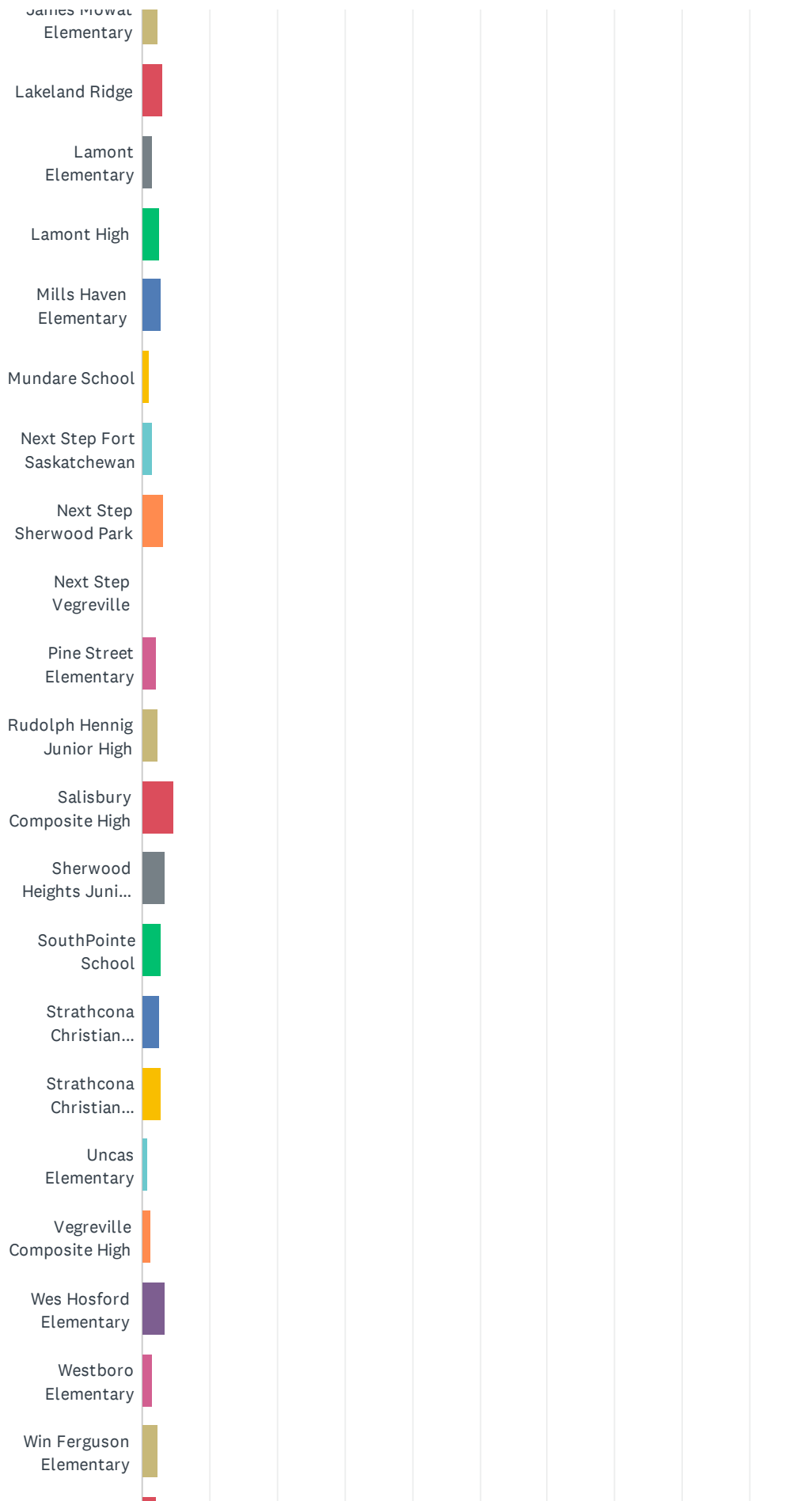


Q1 What school does your child currently attend? If you have more than one child attending an EIPS school or a child who attends classes at more than one EIPS school, complete this survey for each one.

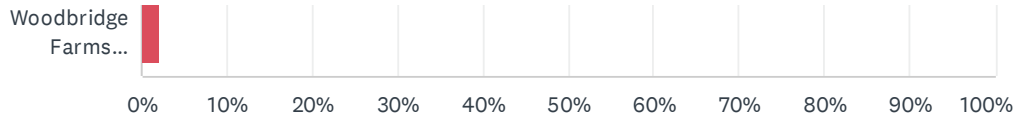
Answered: 1,993 Skipped: 0



2023-24 EIPS Annual Feedback Survey: For Parents and Caregivers



2023-24 EIPS Annual Feedback Survey: For Parents and Caregivers



2023-24 EIPS Annual Feedback Survey: For Parents and Caregivers

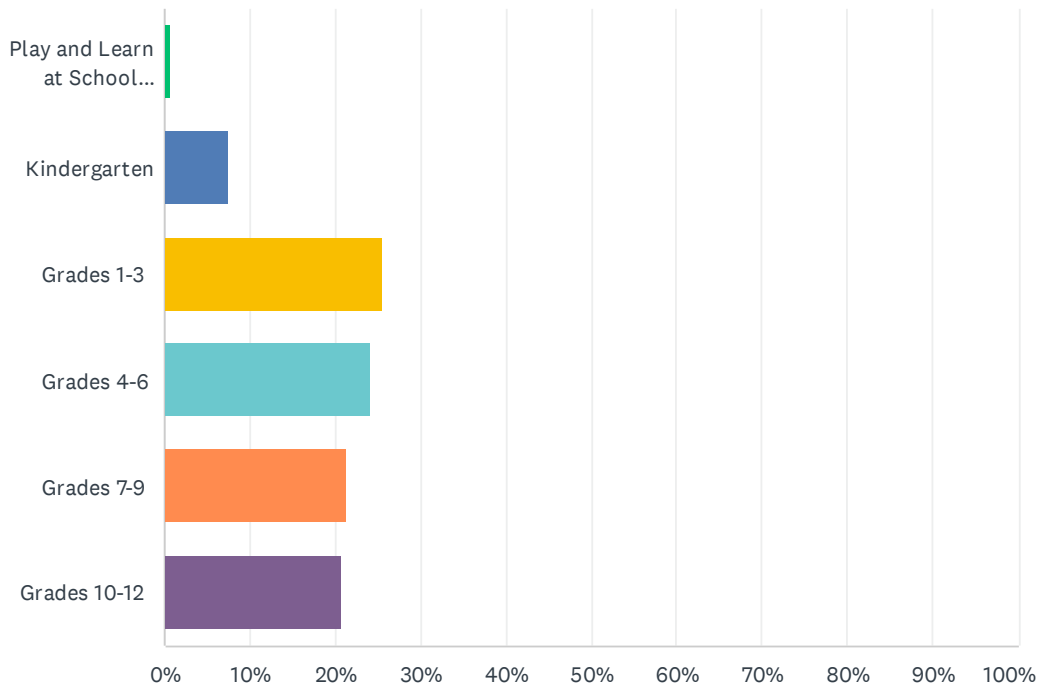
ANSWER CHOICES	RESPONSES	
A.L. Horton Elementary	1.86%	37
Ardrossan Elementary	3.16%	63
Ardrossan Junior Senior High	3.66%	73
Bev Facey Community High	5.42%	108
Brentwood Elementary	2.86%	57
Bruderheim School	0.65%	13
Clover Bar Junior High	2.21%	44
Davidson Creek Elementary	5.42%	108
École Campbelltown	2.71%	54
École Parc Élémentaire	1.66%	33
F.R. Haythorne Junior High	3.21%	64
Fort Saskatchewan Christian	2.31%	46
Fort Saskatchewan Elementary	1.20%	24
Fort Saskatchewan High	2.06%	41
Fultonvale Elementary Junior High	2.36%	47
Glen Allan Elementary	2.46%	49
Heritage Hills Elementary	6.47%	129
James Mowat Elementary	2.41%	48
Lakeland Ridge	2.91%	58
Lamont Elementary	1.51%	30
Lamont High	2.51%	50
Mills Haven Elementary	2.81%	56
Mundare School	1.05%	21
Next Step Fort Saskatchewan	1.56%	31
Next Step Sherwood Park	3.11%	62
Next Step Vegreville	0.00%	0
Pine Street Elementary	2.16%	43
Rudolph Hennig Junior High	2.26%	45
Salisbury Composite High	4.77%	95
Sherwood Heights Junior High	3.46%	69
SouthPointe School	2.86%	57
Strathcona Christian Academy Elementary	2.61%	52

2023-24 EIPS Annual Feedback Survey: For Parents and Caregivers

Strathcona Christian Academy Secondary	2.86%	57
Uncas Elementary	0.95%	19
Vegreville Composite High	1.25%	25
Wes Hosford Elementary	3.36%	67
Westboro Elementary	1.40%	28
Win Ferguson Elementary	2.31%	46
Woodbridge Farms Elementary	2.21%	44
TOTAL		1,993

Q2 What grade is your child currently in?

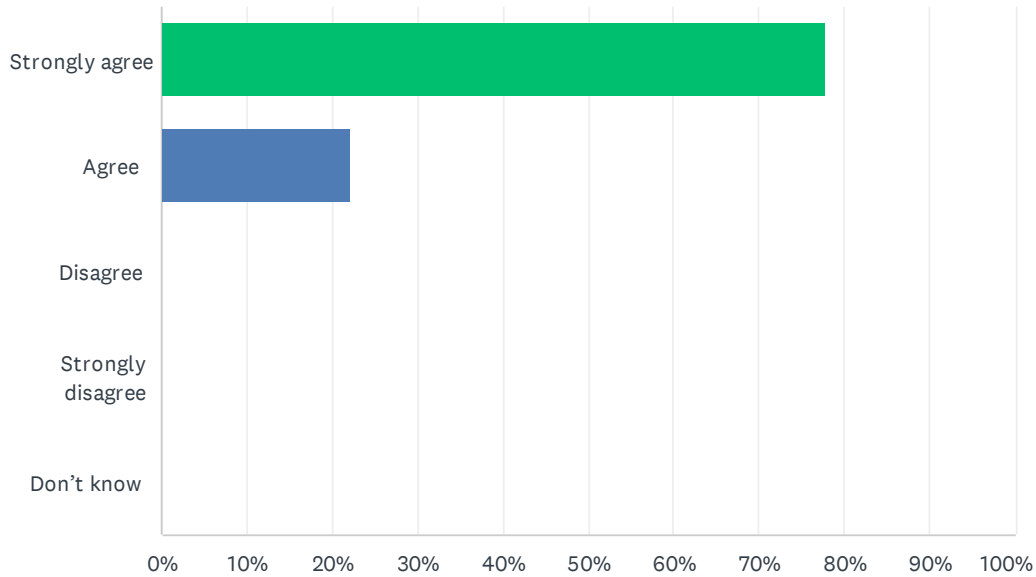
Answered: 1,993 Skipped: 0



ANSWER CHOICES	RESPONSES	
Play and Learn at School (PALS)	0.55%	11
Kindergarten	7.53%	150
Grades 1-3	25.69%	512
Grades 4-6	24.03%	479
Grades 7-9	21.42%	427
Grades 10-12	20.77%	414
TOTAL		1,993

Q3 As a result of being in the Play and Learn at School (PALS) program, my child's demonstrating growth in their development.

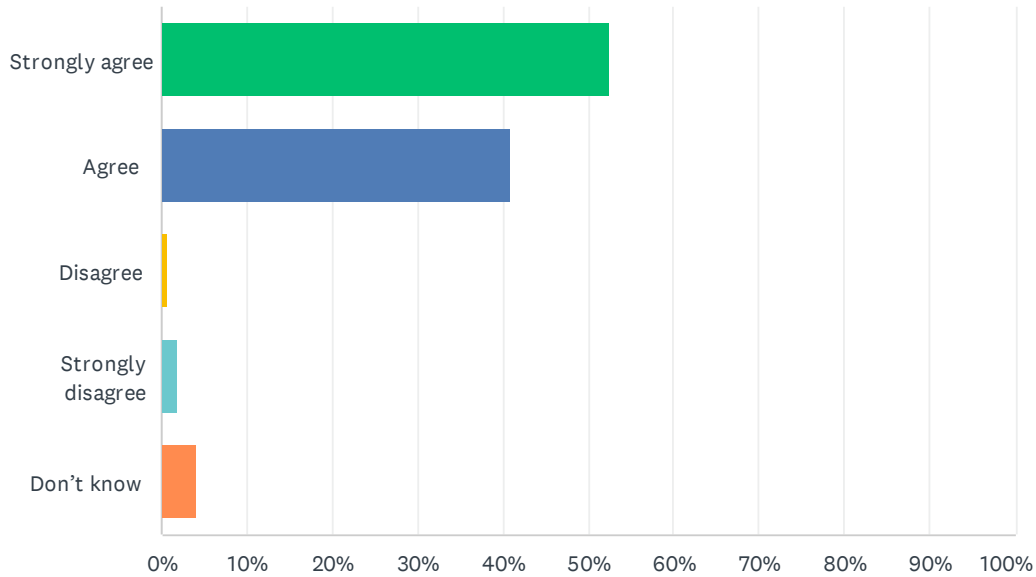
Answered: 9 Skipped: 1,984



ANSWER CHOICES	RESPONSES	
Strongly agree	77.78%	7
Agree	22.22%	2
Disagree	0.00%	0
Strongly disagree	0.00%	0
Don't know	0.00%	0
TOTAL		9

Q4 As a result of being in the kindergarten program, my child's becoming ready to enter Grade 1.

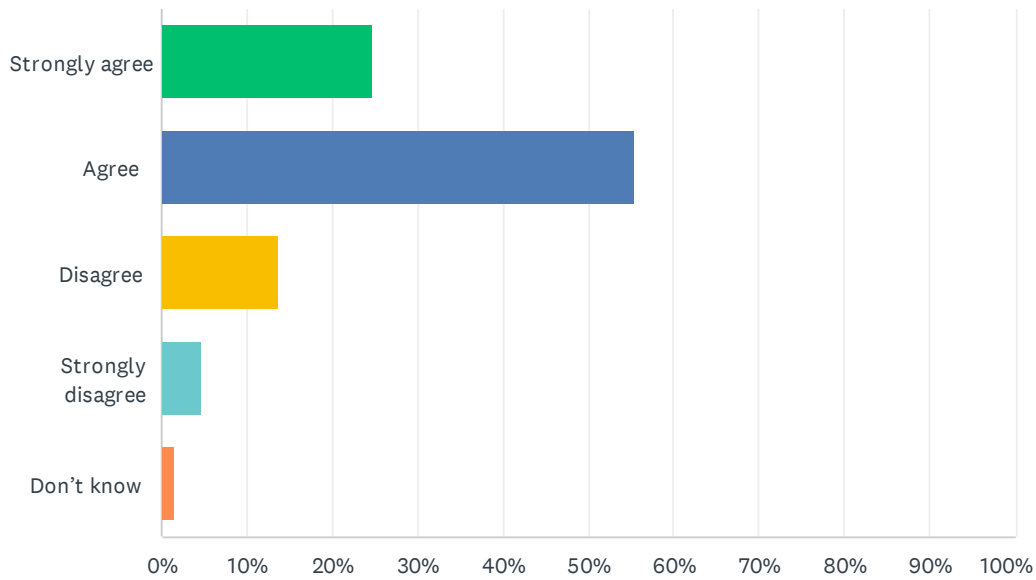
Answered: 149 Skipped: 1,844



ANSWER CHOICES	RESPONSES	
Strongly agree	52.35%	78
Agree	40.94%	61
Disagree	0.67%	1
Strongly disagree	2.01%	3
Don't know	4.03%	6
TOTAL		149

Q5 My child's individual needs are met.

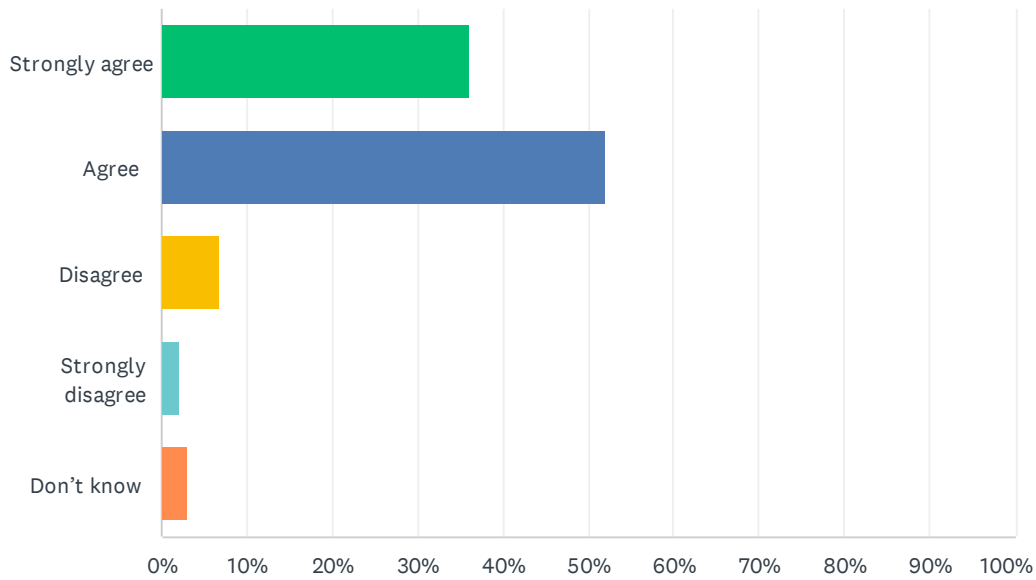
Answered: 1,870 Skipped: 123



ANSWER CHOICES	RESPONSES	
Strongly agree	24.65%	461
Agree	55.51%	1,038
Disagree	13.74%	257
Strongly disagree	4.60%	86
Don't know	1.50%	28
TOTAL		1,870

Q6 My child's encouraged to do their best.

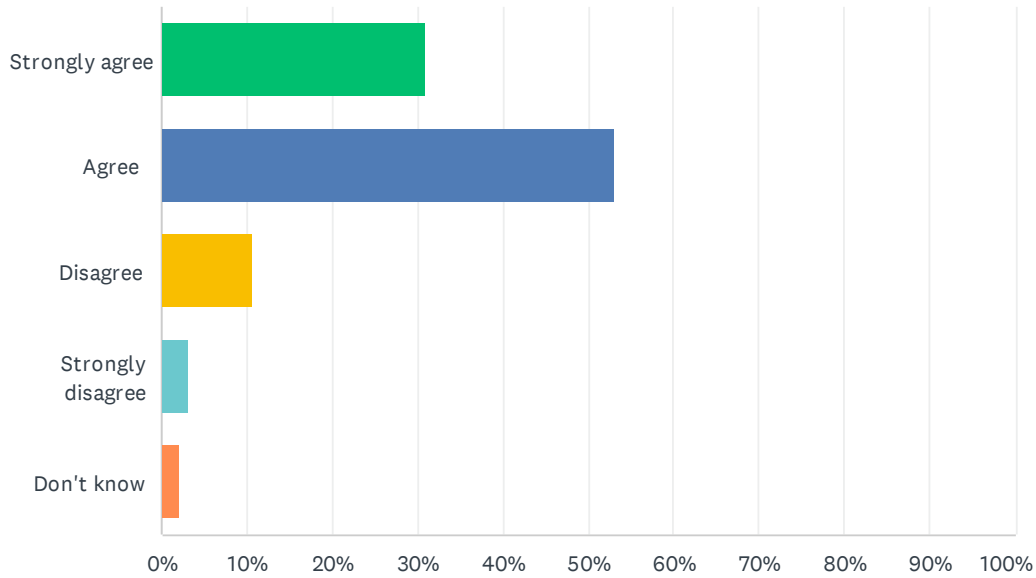
Answered: 1,867 Skipped: 126



ANSWER CHOICES	RESPONSES	
Strongly agree	36.10%	674
Agree	52.01%	971
Disagree	6.86%	128
Strongly disagree	2.09%	39
Don't know	2.95%	55
TOTAL		1,867

Q7 My child's demonstrating growth in literacy.

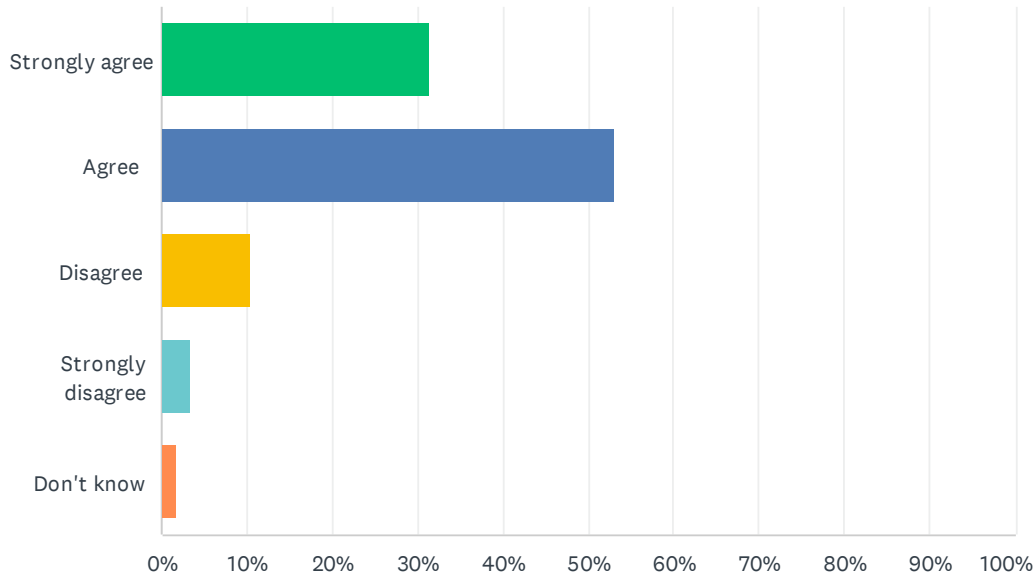
Answered: 1,867 Skipped: 126



ANSWER CHOICES	RESPONSES	
Strongly agree	30.91%	577
Agree	53.13%	992
Disagree	10.66%	199
Strongly disagree	3.11%	58
Don't know	2.20%	41
TOTAL		1,867

Q8 My child's demonstrating growth in numeracy.

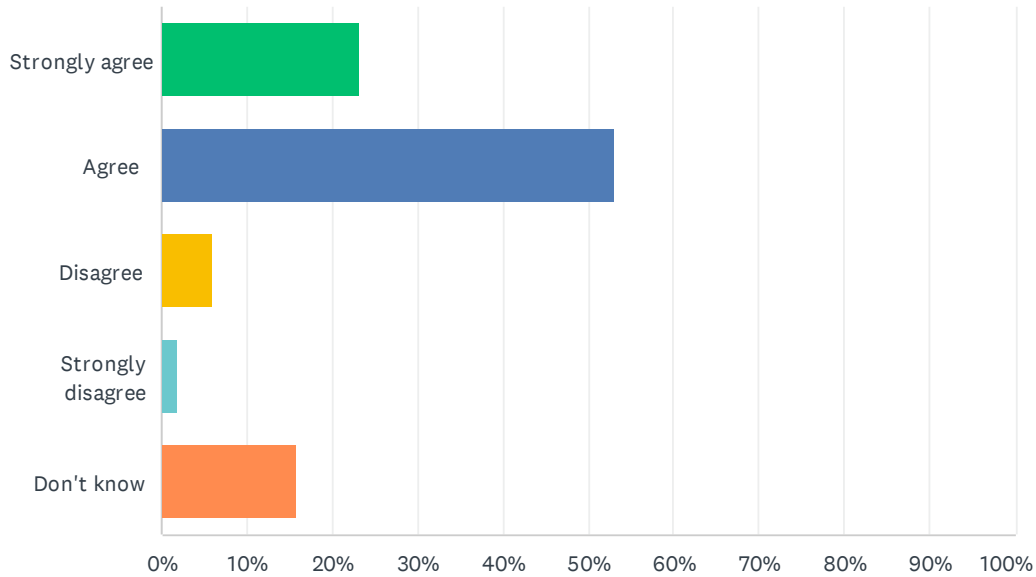
Answered: 1,863 Skipped: 130



ANSWER CHOICES	RESPONSES	
Strongly agree	31.40%	585
Agree	53.19%	991
Disagree	10.36%	193
Strongly disagree	3.33%	62
Don't know	1.72%	32
TOTAL		1,863

Q9 My child has an understanding of First Nations, Métis and Inuit culture and history.

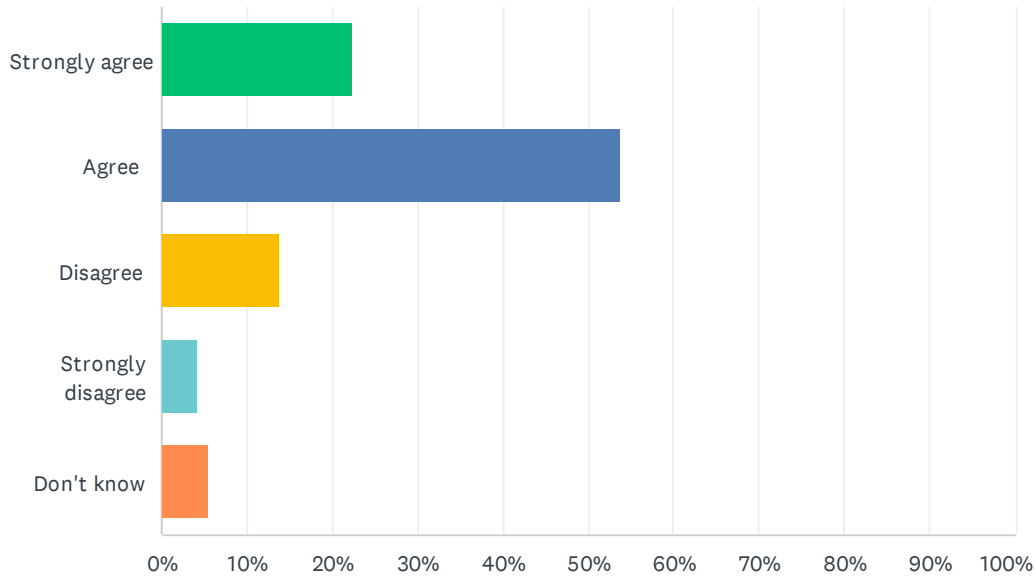
Answered: 1,866 Skipped: 127



ANSWER CHOICES	RESPONSES
Strongly agree	23.31% 435
Agree	53.00% 989
Disagree	5.95% 111
Strongly disagree	1.88% 35
Don't know	15.86% 296
TOTAL	1,866

Q10 My child's learning the knowledge, skills and attitudes necessary to be successful in life.

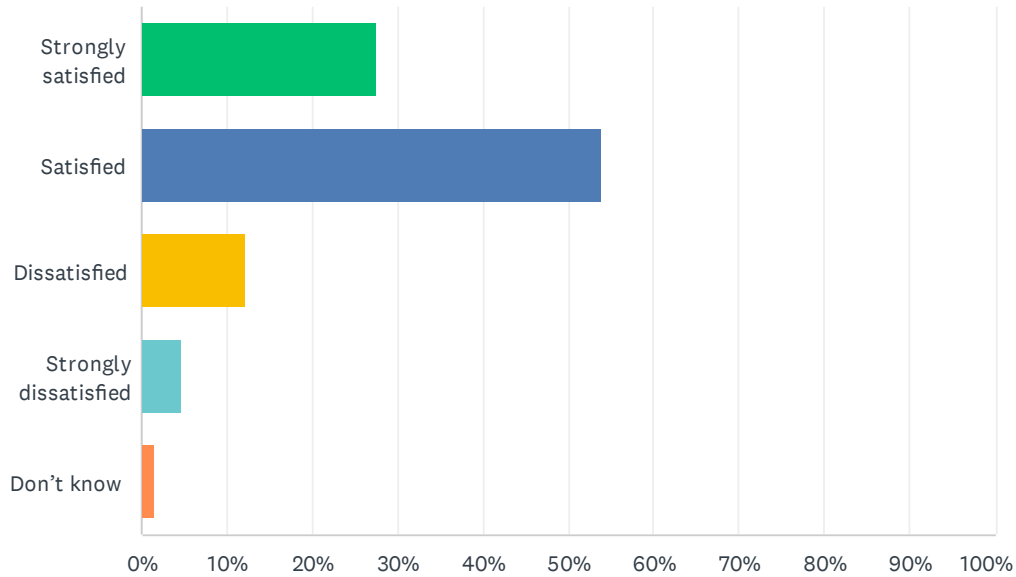
Answered: 1,868 Skipped: 125



ANSWER CHOICES	RESPONSES
Strongly agree	22.43% 419
Agree	53.75% 1,004
Disagree	13.92% 260
Strongly disagree	4.28% 80
Don't know	5.62% 105
TOTAL	1,868

Q11 How satisfied are you with the quality of education your child's receiving at school?

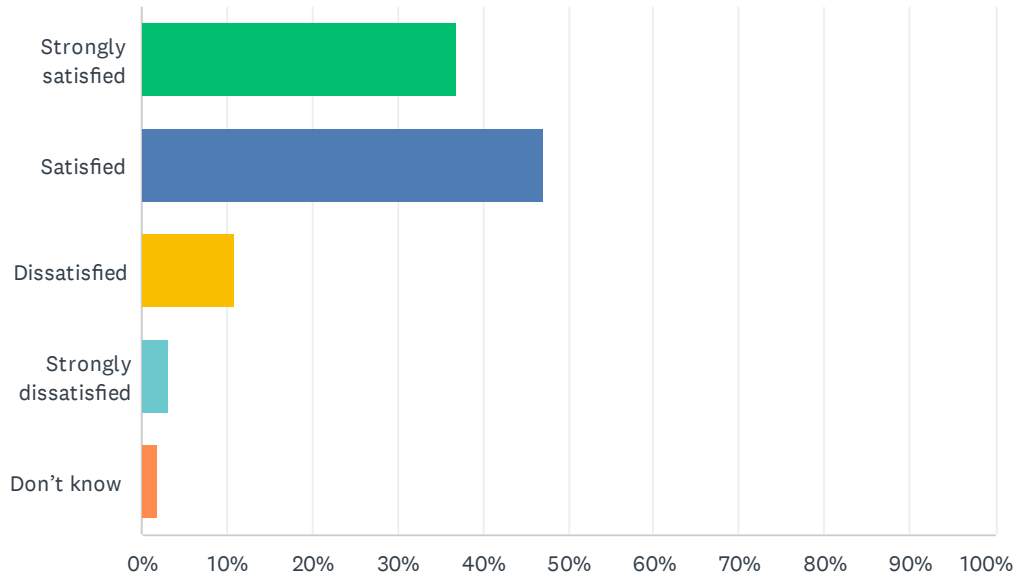
Answered: 1,814 Skipped: 179



ANSWER CHOICES	RESPONSES	
Strongly satisfied	27.51%	499
Satisfied	53.97%	979
Dissatisfied	12.24%	222
Strongly dissatisfied	4.69%	85
Don't know	1.60%	29
TOTAL		1,814

Q12 How satisfied are you with the quality of teaching at your child's school?

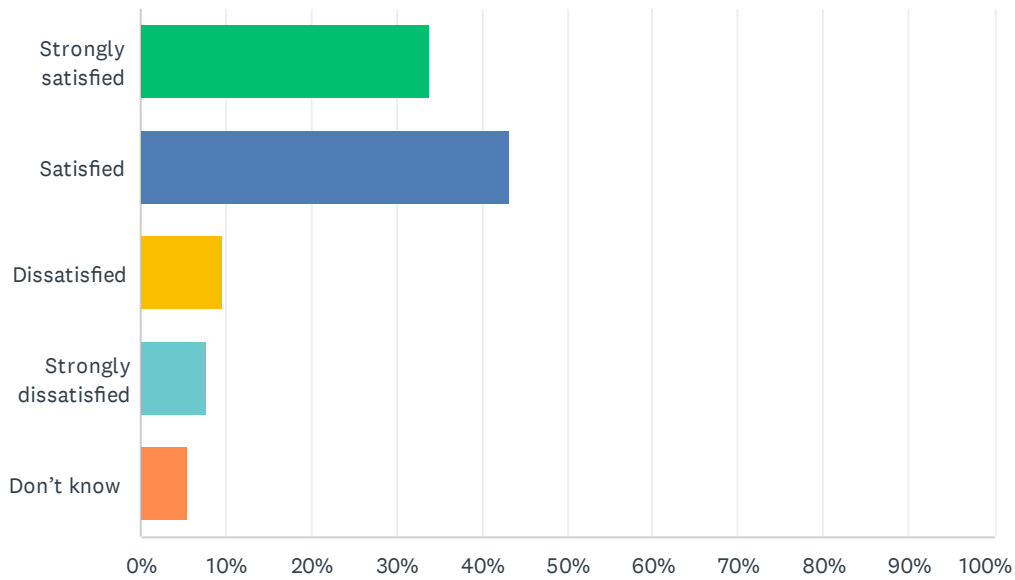
Answered: 1,813 Skipped: 180



ANSWER CHOICES	RESPONSES	
Strongly satisfied	36.96%	670
Satisfied	47.05%	853
Dissatisfied	10.81%	196
Strongly dissatisfied	3.25%	59
Don't know	1.93%	35
TOTAL		1,813

Q13 How satisfied are you with the leadership at your child's school?

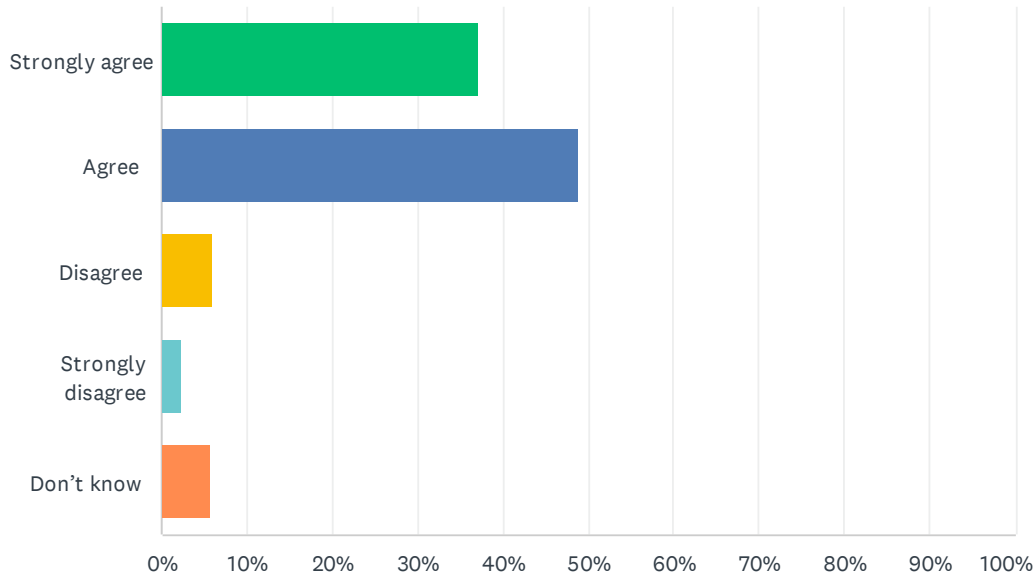
Answered: 1,811 Skipped: 182



ANSWER CHOICES	RESPONSES	
Strongly satisfied	33.90%	614
Satisfied	43.29%	784
Dissatisfied	9.50%	172
Strongly dissatisfied	7.73%	140
Don't know	5.58%	101
TOTAL		1,811

Q14 My child’s school encourages my child to be a responsible, respectful and engaged citizen.

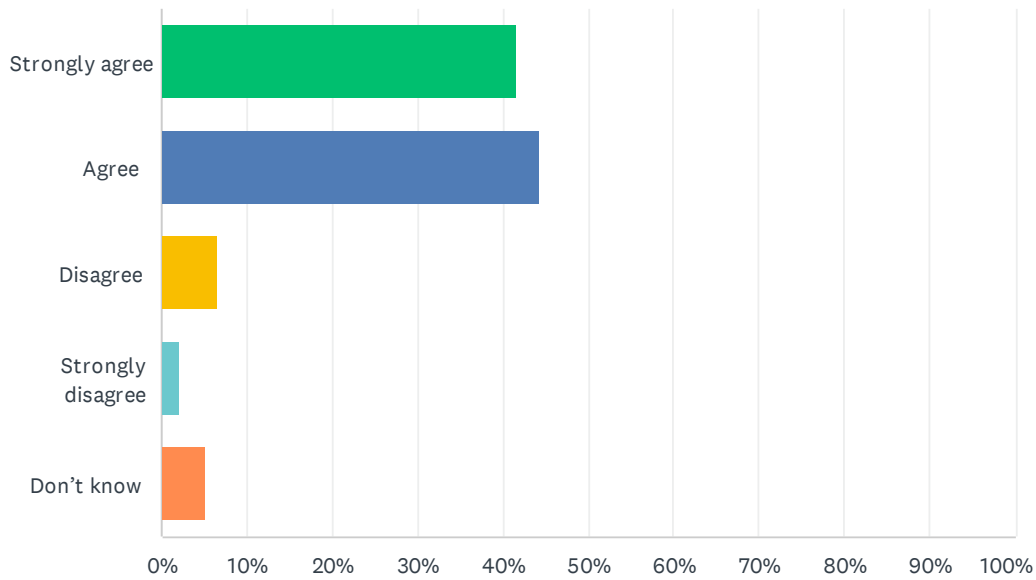
Answered: 1,810 Skipped: 183



ANSWER CHOICES	RESPONSES	
Strongly agree	37.07%	671
Agree	48.73%	882
Disagree	5.91%	107
Strongly disagree	2.43%	44
Don't know	5.86%	106
TOTAL		1,810

Q15 School staff care about my child.

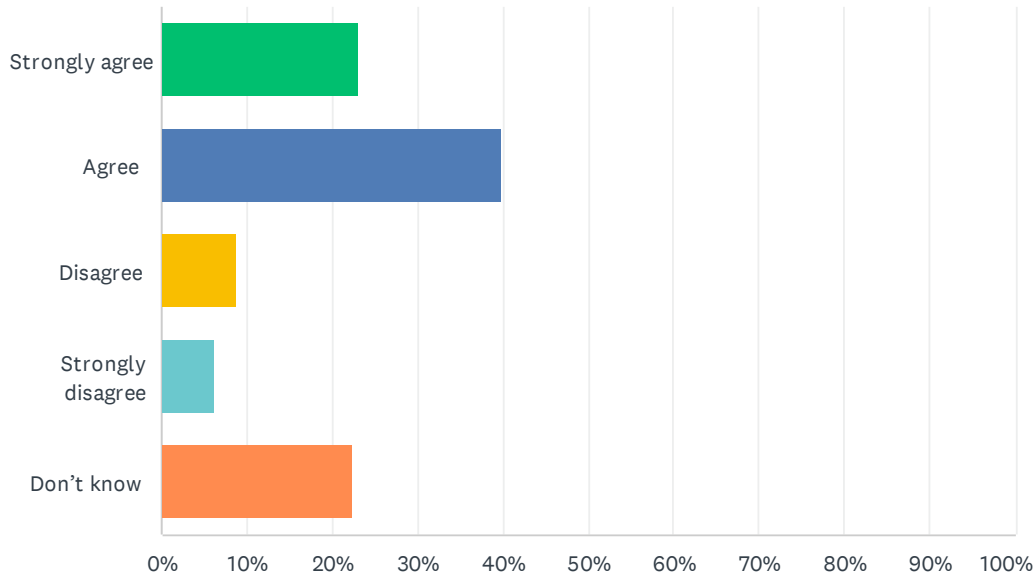
Answered: 1,814 Skipped: 179



ANSWER CHOICES	RESPONSES	
Strongly agree	41.62%	755
Agree	44.43%	806
Disagree	6.67%	121
Strongly disagree	2.15%	39
Don't know	5.13%	93
TOTAL		1,814

Q16 My child's school handles discipline fairly and reasonably.

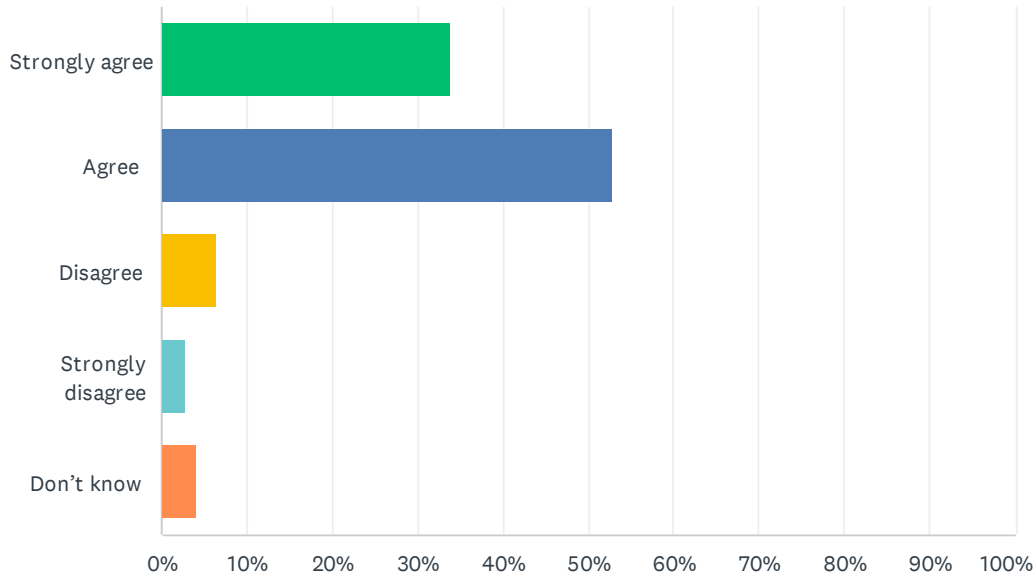
Answered: 1,811 Skipped: 182



ANSWER CHOICES	RESPONSES	
Strongly agree	22.97%	416
Agree	39.81%	721
Disagree	8.72%	158
Strongly disagree	6.13%	111
Don't know	22.36%	405
TOTAL		1,811

Q17 My child's school is safe.

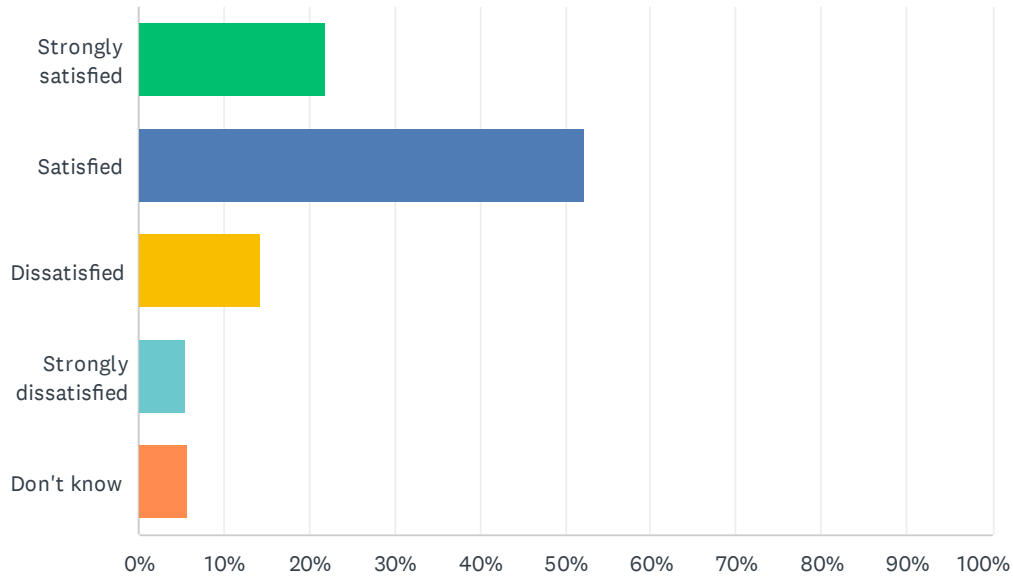
Answered: 1,811 Skipped: 182



ANSWER CHOICES	RESPONSES	
Strongly agree	33.96%	615
Agree	52.90%	958
Disagree	6.35%	115
Strongly disagree	2.71%	49
Don't know	4.09%	74
TOTAL		1,811

Q18 How satisfied are you with the resources available to support your child's learning?

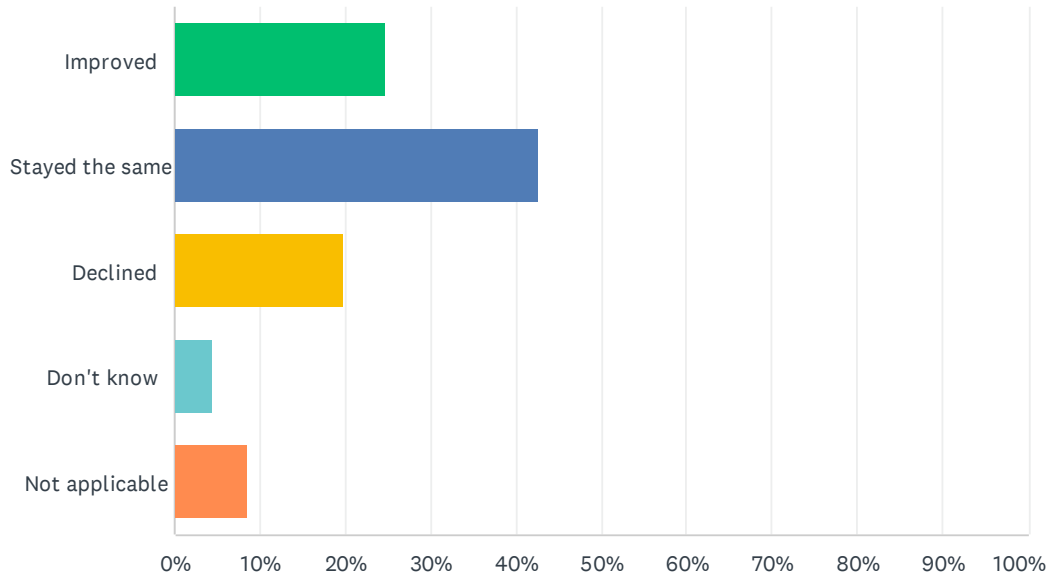
Answered: 1,806 Skipped: 187



ANSWER CHOICES	RESPONSES	
Strongly satisfied	22.04%	398
Satisfied	52.27%	944
Dissatisfied	14.34%	259
Strongly dissatisfied	5.59%	101
Don't know	5.76%	104
TOTAL		1,806

Q19 In your opinion, has the quality of education your child's experienced improved, stayed the same or declined in the past three years?

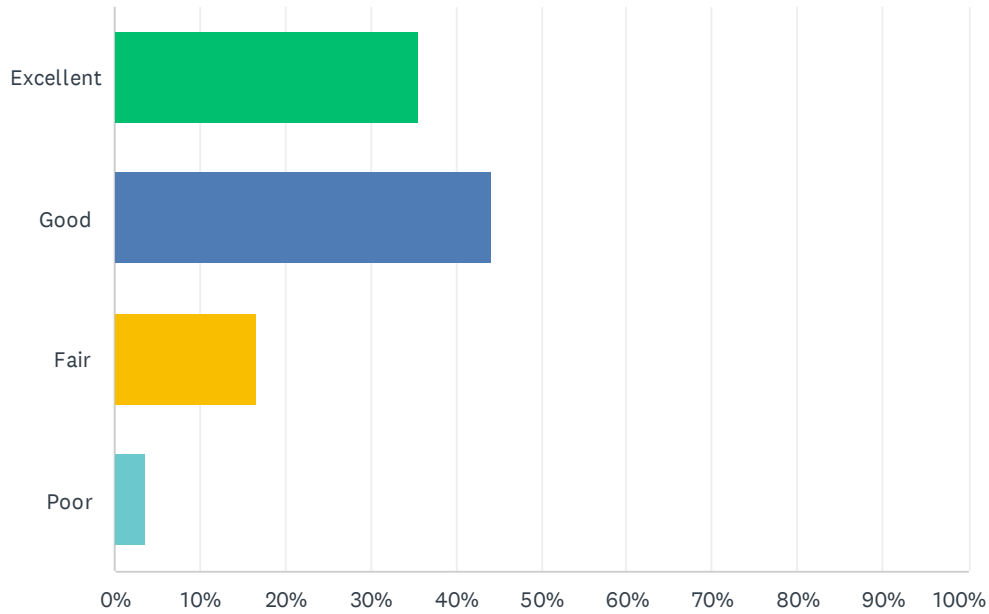
Answered: 1,814 Skipped: 179



ANSWER CHOICES	RESPONSES	
Improved	24.64%	447
Stayed the same	42.56%	772
Declined	19.79%	359
Don't know	4.52%	82
Not applicable	8.49%	154
TOTAL		1,814

Q20 How do you rate the physical condition of your child's school?

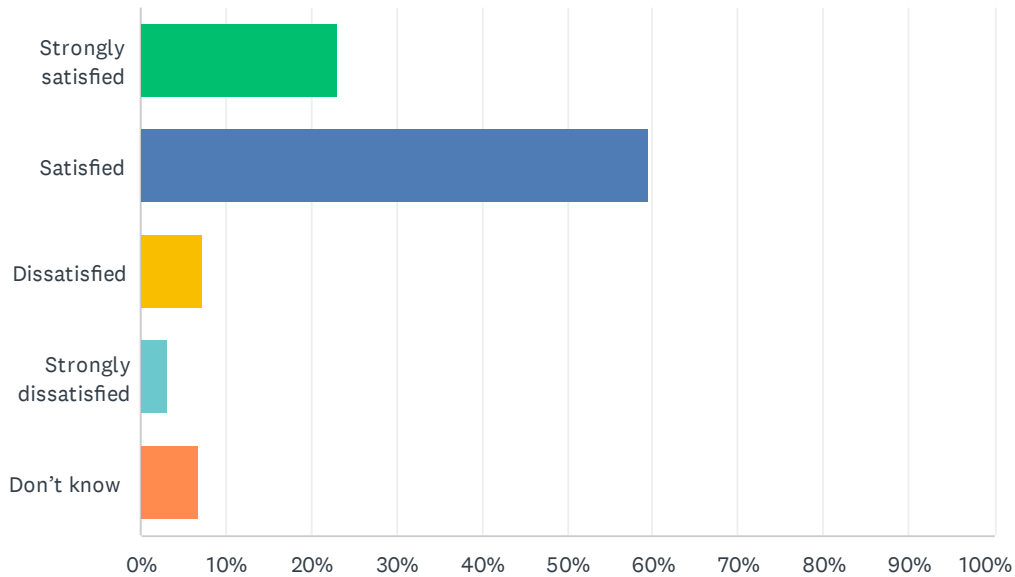
Answered: 1,814 Skipped: 179



ANSWER CHOICES	RESPONSES
Excellent	35.61% 646
Good	44.05% 799
Fair	16.65% 302
Poor	3.69% 67
TOTAL	1,814

Q21 How satisfied are you with the opportunities provided to be involved in your child's education? Refer to the EIPS Parent Engagement overview for examples of involvement and engagement opportunities that help support student success.

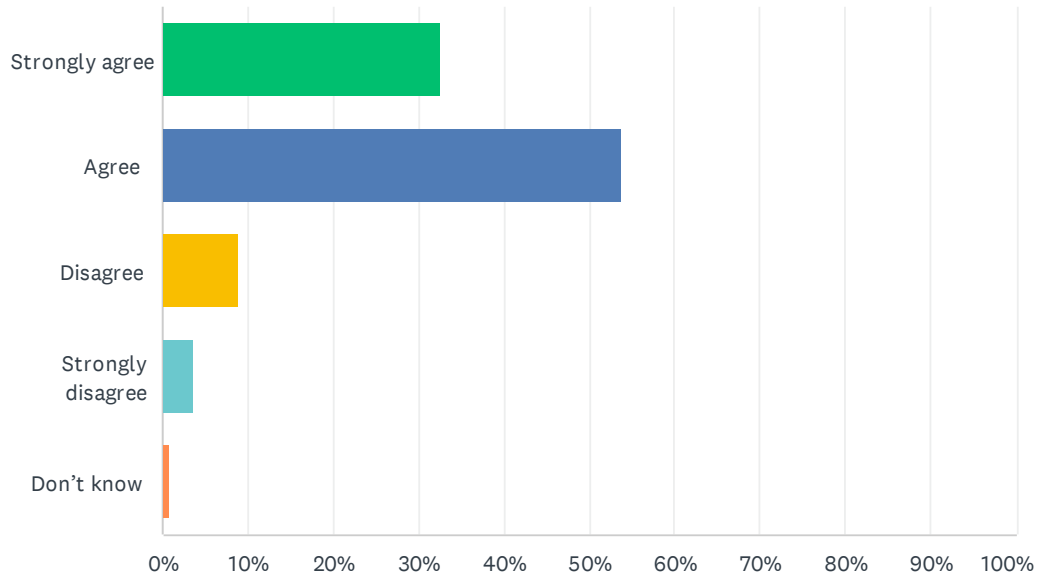
Answered: 1,775 Skipped: 218



ANSWER CHOICES	RESPONSES	
Strongly satisfied	23.10%	410
Satisfied	59.55%	1,057
Dissatisfied	7.32%	130
Strongly dissatisfied	3.21%	57
Don't know	6.82%	121
TOTAL		1,775

Q22 The school keeps me informed about my child's progress and achievement.

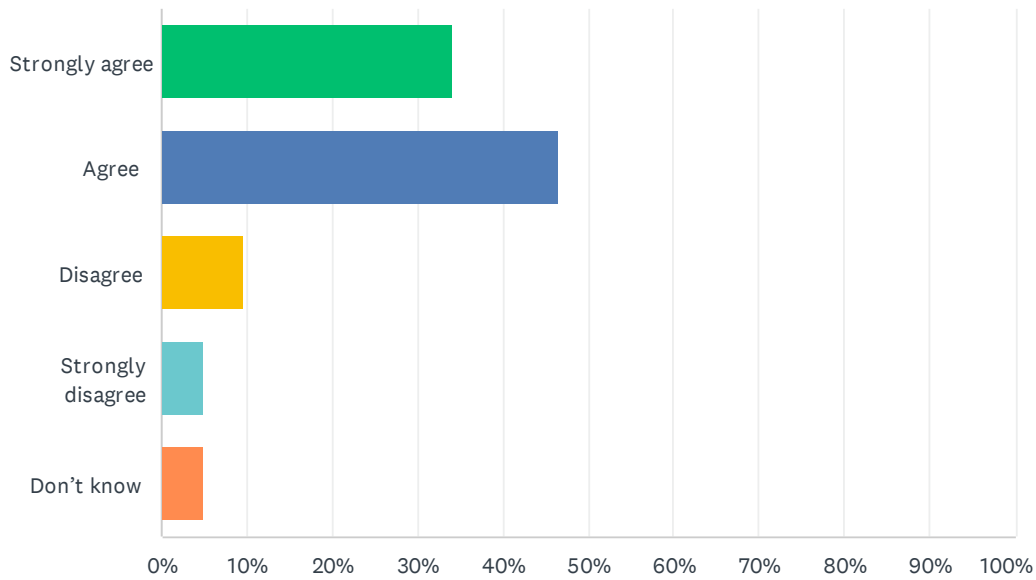
Answered: 1,774 Skipped: 219



ANSWER CHOICES	RESPONSES	
Strongly agree	32.69%	580
Agree	53.72%	953
Disagree	8.96%	159
Strongly disagree	3.72%	66
Don't know	0.90%	16
TOTAL		1,774

Q23 There is open and honest communication within my child's school.

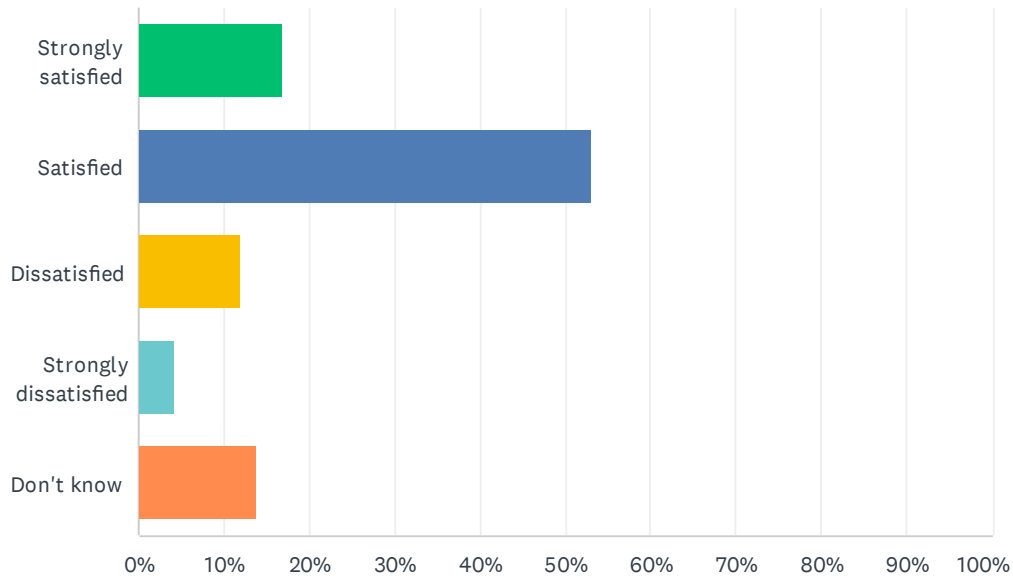
Answered: 1,769 Skipped: 224



ANSWER CHOICES	RESPONSES	
Strongly agree	34.20%	605
Agree	46.47%	822
Disagree	9.61%	170
Strongly disagree	4.80%	85
Don't know	4.92%	87
TOTAL		1,769

Q24 How satisfied are you with the Division’s commitment to engaging stakeholders—including parents and caregivers—about matters that affect decision-making and public education?

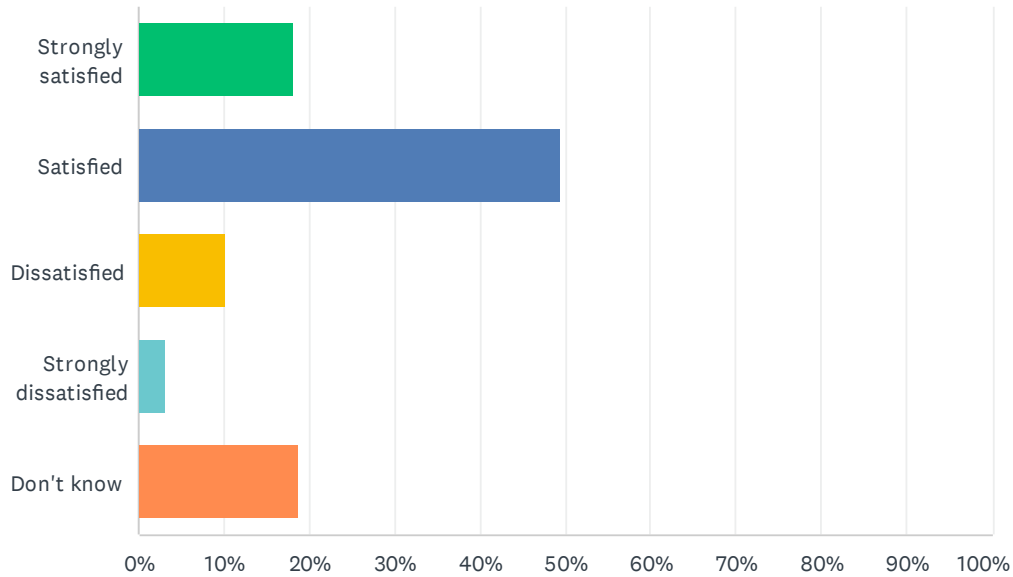
Answered: 1,769 Skipped: 224



ANSWER CHOICES	RESPONSES
Strongly satisfied	16.79% 297
Satisfied	53.02% 938
Dissatisfied	11.98% 212
Strongly dissatisfied	4.30% 76
Don't know	13.91% 246
TOTAL	1,769

Q25 How satisfied are you with the Division’s commitment to advocating for public education?

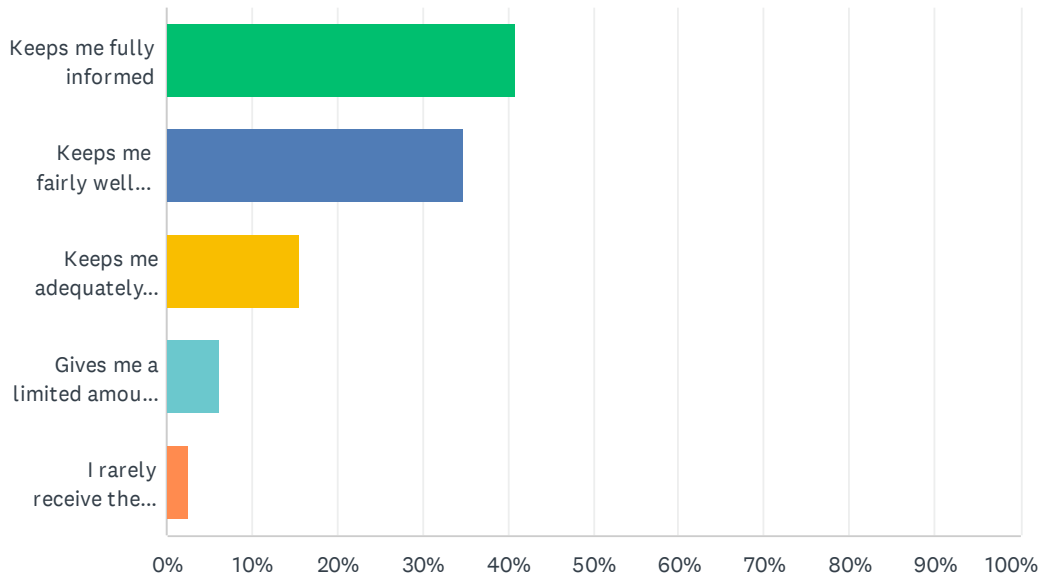
Answered: 1,772 Skipped: 221



ANSWER CHOICES	RESPONSES	
Strongly satisfied	18.12%	321
Satisfied	49.49%	877
Dissatisfied	10.33%	183
Strongly dissatisfied	3.22%	57
Don't know	18.85%	334
TOTAL		1,772

Q26 Elk Island Public Schools appreciates the opportunity to stay connected with parents about news, activities, programs and other matters of importance. What is your impression of the communication you receive from your child's school?

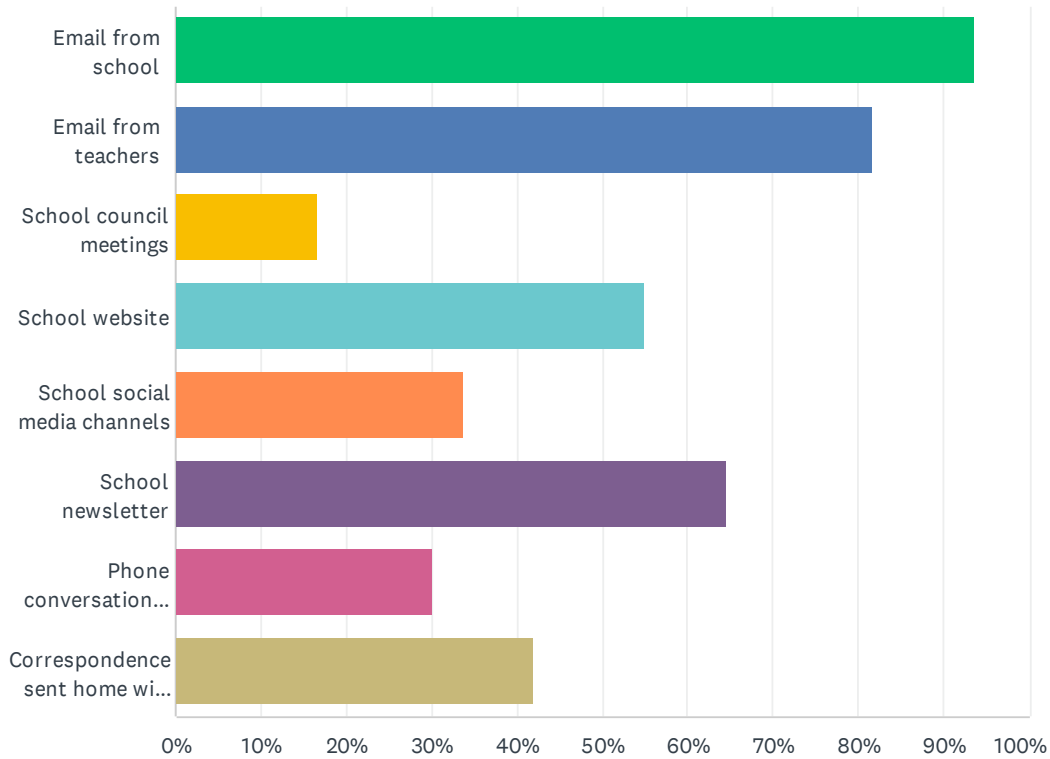
Answered: 1,752 Skipped: 241



ANSWER CHOICES	RESPONSES	
Keeps me fully informed	40.87%	716
Keeps me fairly well informed	34.82%	610
Keeps me adequately informed	15.53%	272
Gives me a limited amount of information	6.16%	108
I rarely receive the information I need	2.63%	46
TOTAL		1,752

Q27 Do you regularly make use of the following to keep up to date on school activities, programs, etc.? Check all that apply.

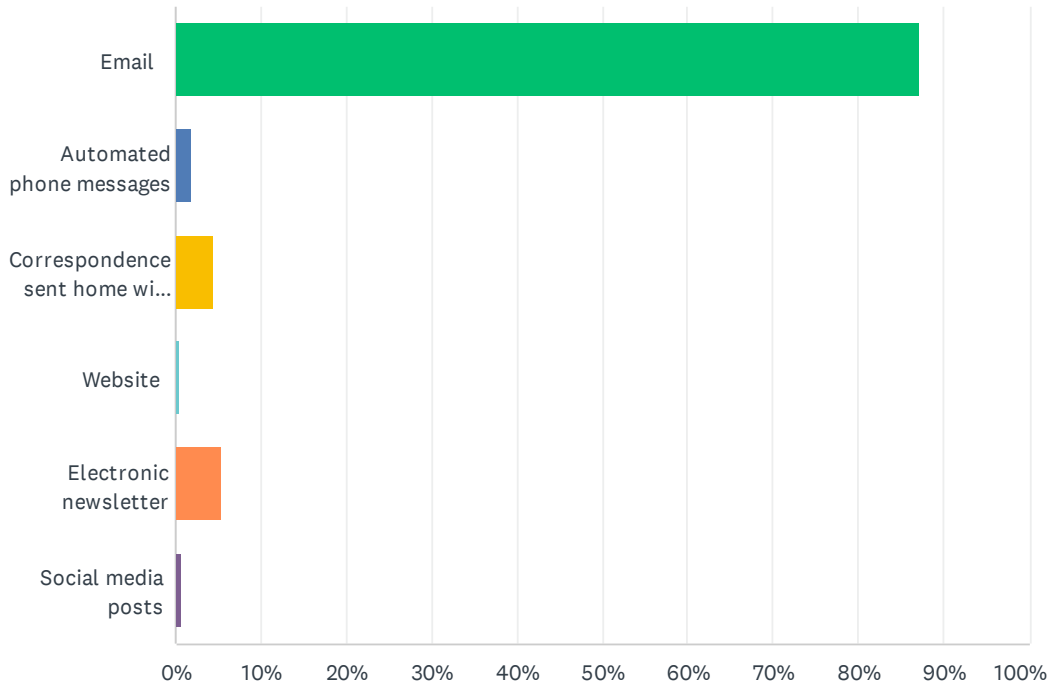
Answered: 1,742 Skipped: 251



ANSWER CHOICES	RESPONSES	
Email from school	93.63%	1,631
Email from teachers	81.63%	1,422
School council meetings	16.59%	289
School website	55.05%	959
School social media channels	33.70%	587
School newsletter	64.70%	1,127
Phone conversations with the school or teachers	30.08%	524
Correspondence sent home with my child	42.08%	733
Total Respondents: 1,742		

Q28 What is your most preferred method of communication from the school and Division?

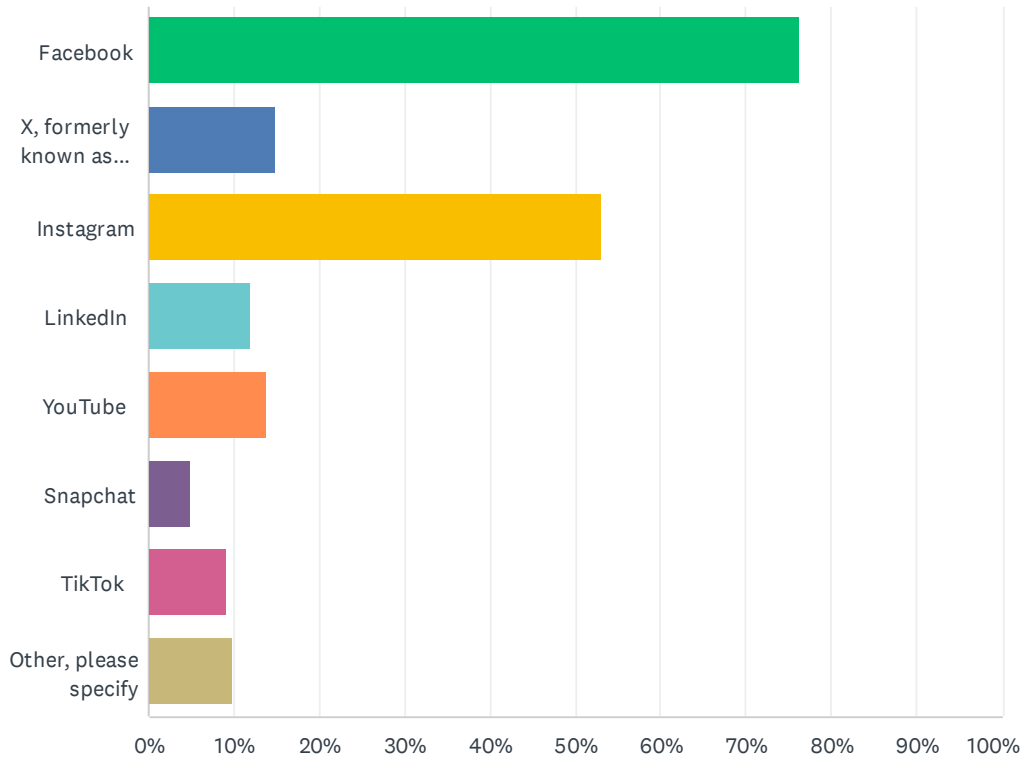
Answered: 1,748 Skipped: 245



ANSWER CHOICES	RESPONSES	
Email	87.19%	1,524
Automated phone messages	1.89%	33
Correspondence sent home with my child	4.41%	77
Website	0.34%	6
Electronic newsletter	5.43%	95
Social media posts	0.74%	13
TOTAL		1,748

Q29 The Division and schools often share news and information on social media. Which of the following platforms do you use? Check all that apply.

Answered: 1,488 Skipped: 505



ANSWER CHOICES	RESPONSES	
Facebook	76.34%	1,136
X, formerly known as Twitter	14.92%	222
Instagram	53.02%	789
LinkedIn	11.96%	178
YouTube	13.78%	205
Snapchat	4.91%	73
TikTok	9.21%	137
Other, please specify	9.74%	145
Total Respondents: 1,488		