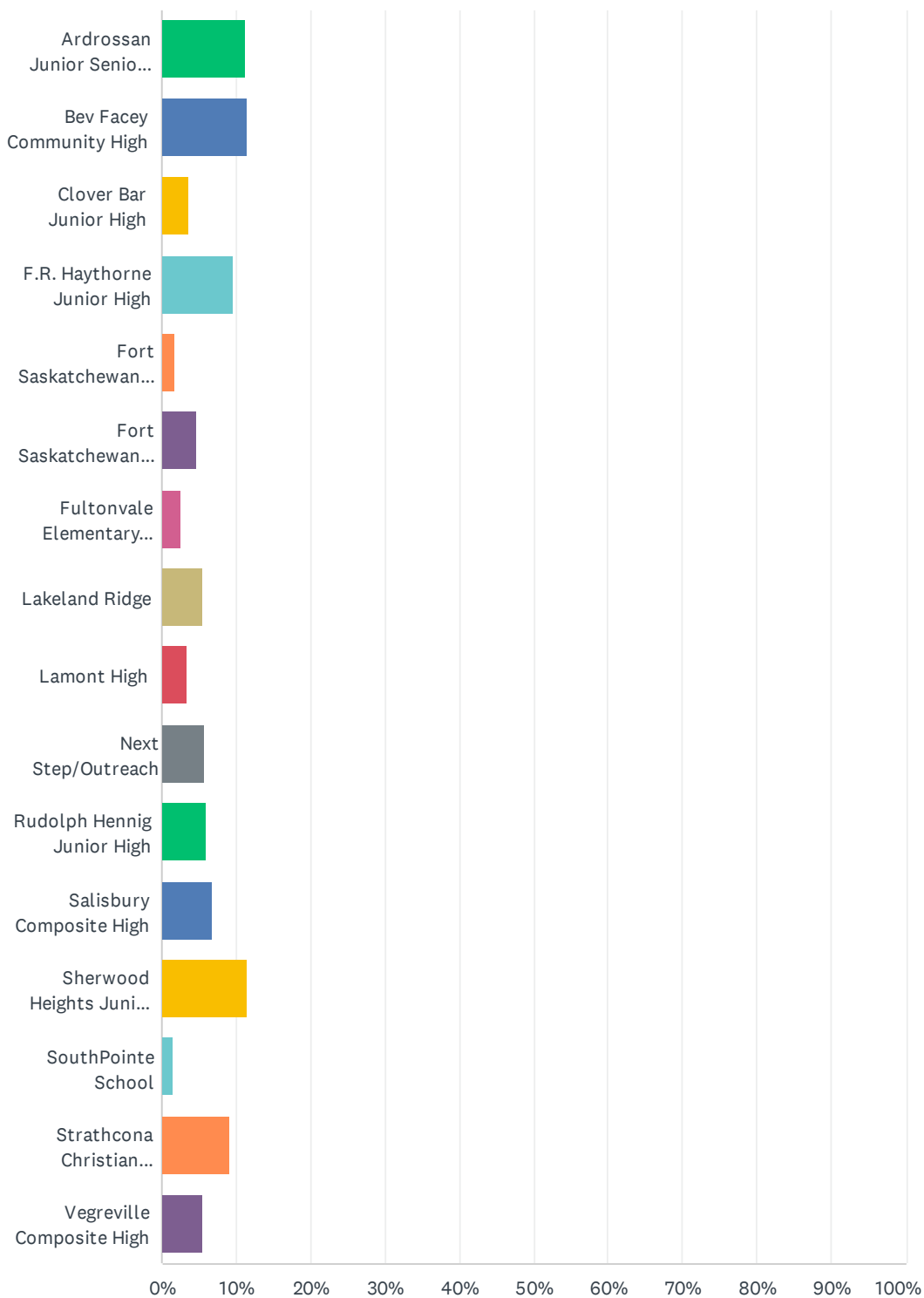


Q1 What school do you currently attend?

Answered: 2,054 Skipped: 0

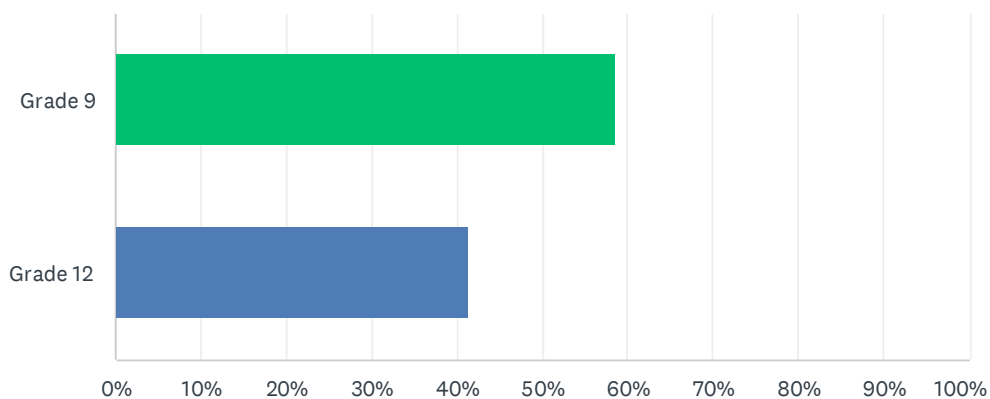


2022-23 EIPS Annual Feedback Survey: Students

ANSWER CHOICES	RESPONSES	
Ardrossan Junior Senior High	11.39%	234
Bev Facey Community High	11.44%	235
Clover Bar Junior High	3.60%	74
F.R. Haythorne Junior High	9.49%	195
Fort Saskatchewan Christian	1.61%	33
Fort Saskatchewan High	4.72%	97
Fultonvale Elementary Junior High	2.58%	53
Lakeland Ridge	5.65%	116
Lamont High	3.51%	72
Next Step/Outreach	5.74%	118
Rudolph Hennig Junior High	5.89%	121
Salisbury Composite High	6.77%	139
Sherwood Heights Junior High	11.44%	235
SouthPointe School	1.51%	31
Strathcona Christian Academy Secondary	9.15%	188
Vegreville Composite High	5.50%	113
TOTAL		2,054

Q2 What grade are you currently in?

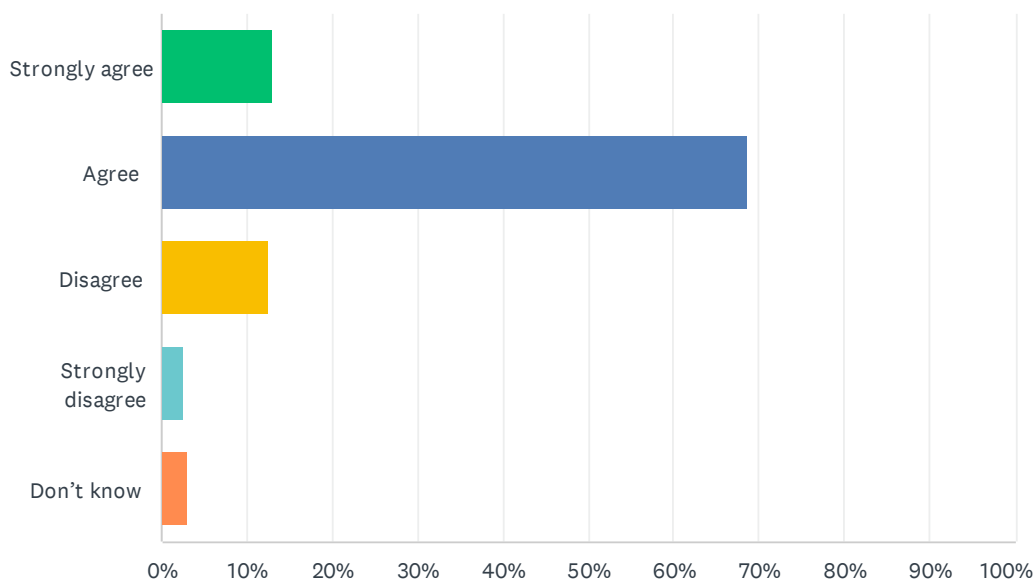
Answered: 2,054 Skipped: 0



ANSWER CHOICES	RESPONSES	
Grade 9	58.67%	1,205
Grade 12	41.33%	849
TOTAL		2,054

Q3 At school, my individual learning needs are met.

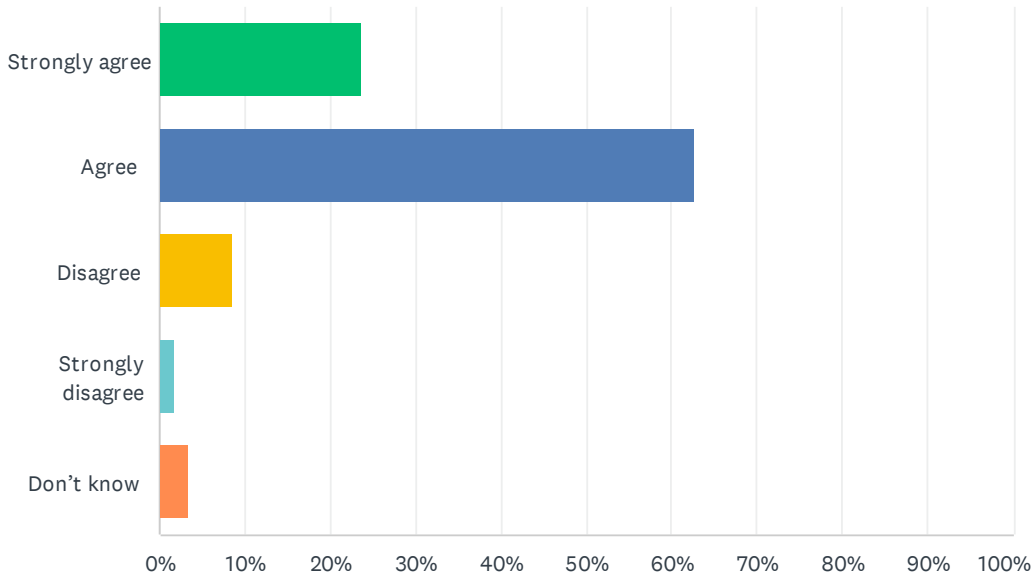
Answered: 1,980 Skipped: 74



ANSWER CHOICES	RESPONSES	
Strongly agree	12.93%	256
Agree	68.74%	1,361
Disagree	12.68%	251
Strongly disagree	2.63%	52
Don't know	3.03%	60
TOTAL		1,980

Q4 At school, I'm encouraged to do my best.

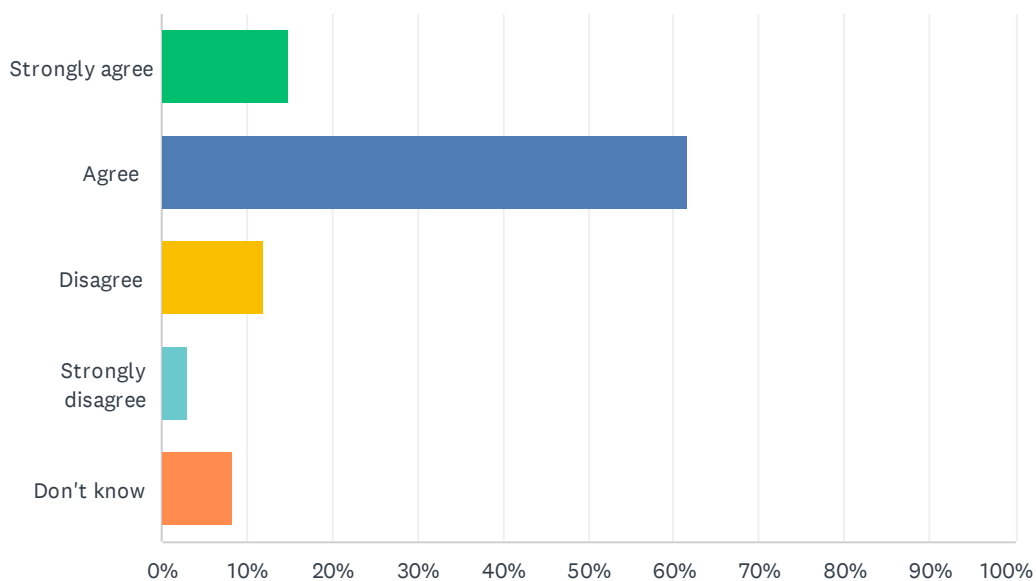
Answered: 1,971 Skipped: 83



ANSWER CHOICES	RESPONSES	
Strongly agree	23.59%	465
Agree	62.71%	1,236
Disagree	8.57%	169
Strongly disagree	1.62%	32
Don't know	3.50%	69
TOTAL		1,971

Q5 I'm demonstrating growth in literacy.

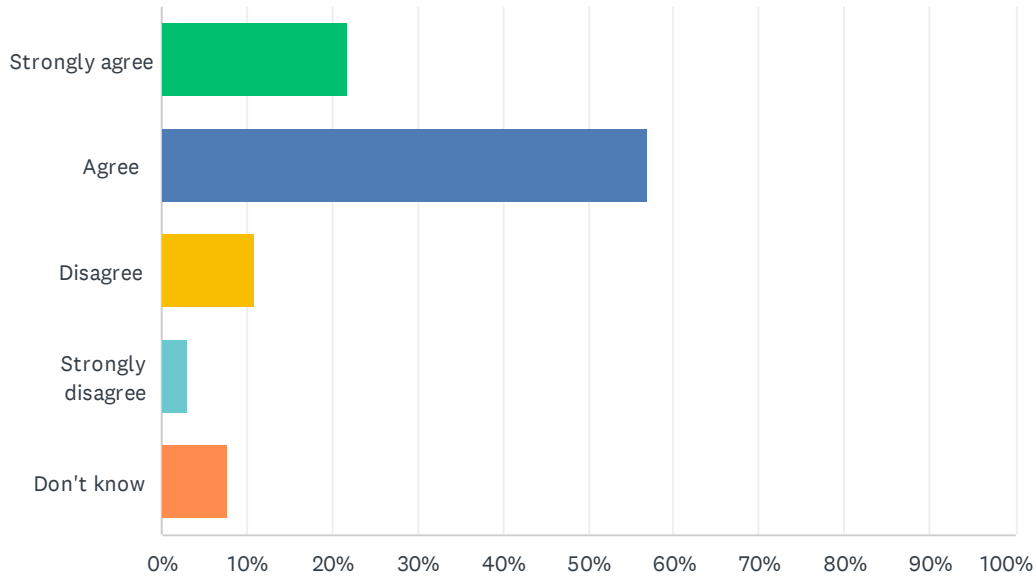
Answered: 1,973 Skipped: 81



ANSWER CHOICES	RESPONSES	
Strongly agree	14.95%	295
Agree	61.63%	1,216
Disagree	12.01%	237
Strongly disagree	3.04%	60
Don't know	8.36%	165
TOTAL		1,973

Q6 I'm demonstrating growth in numeracy.

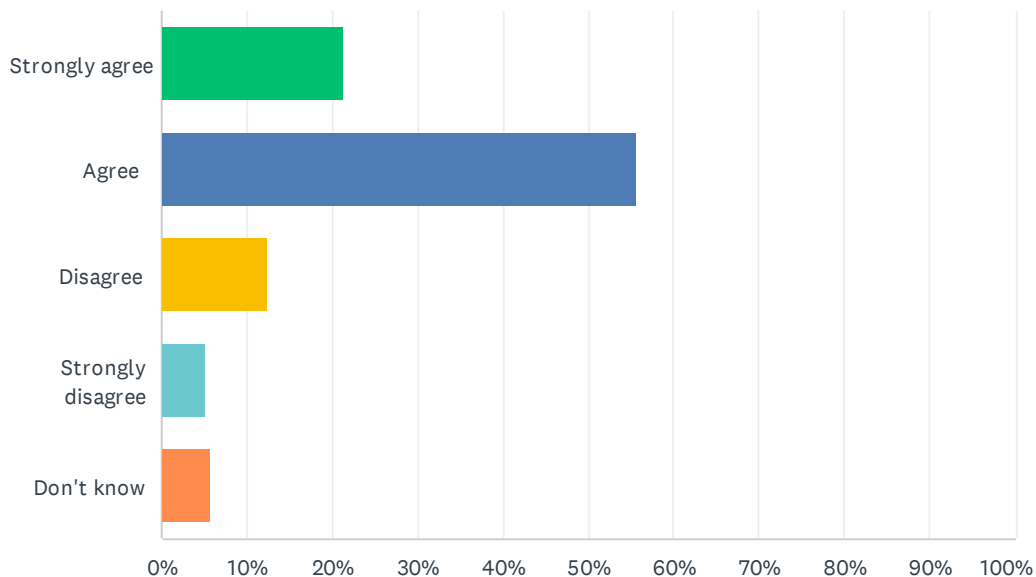
Answered: 1,976 Skipped: 78



ANSWER CHOICES	RESPONSES	
Strongly agree	21.66%	428
Agree	56.88%	1,124
Disagree	10.88%	215
Strongly disagree	2.94%	58
Don't know	7.64%	151
TOTAL		1,976

Q7 I have an understanding of First Nations, Métis and Inuit culture and history.

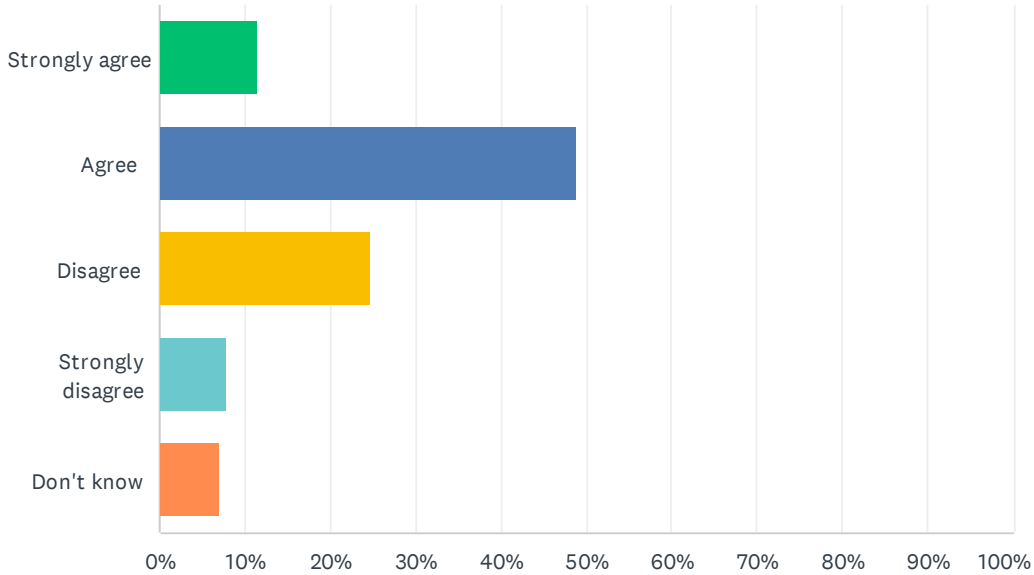
Answered: 1,973 Skipped: 81



ANSWER CHOICES	RESPONSES	
Strongly agree	21.29%	420
Agree	55.55%	1,096
Disagree	12.27%	242
Strongly disagree	5.07%	100
Don't know	5.83%	115
TOTAL		1,973

Q8 I'm learning the knowledge, skills and attitudes necessary to be successful in life.

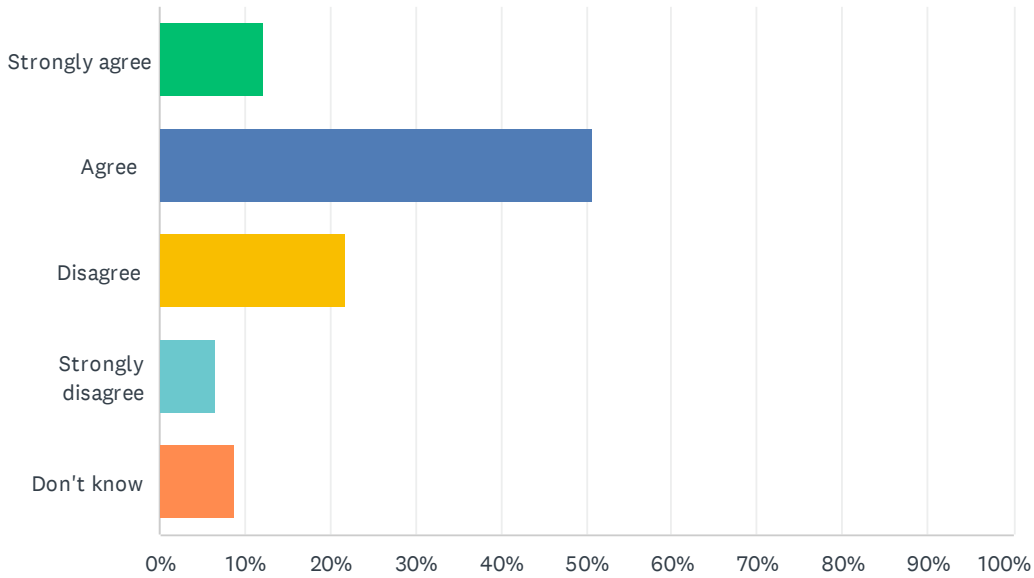
Answered: 1,977 Skipped: 77



ANSWER CHOICES	RESPONSES	
Strongly agree	11.48%	227
Agree	48.76%	964
Disagree	24.79%	490
Strongly disagree	7.99%	158
Don't know	6.98%	138
TOTAL		1,977

Q9 I feel supported by my school as I prepare for life beyond high school.

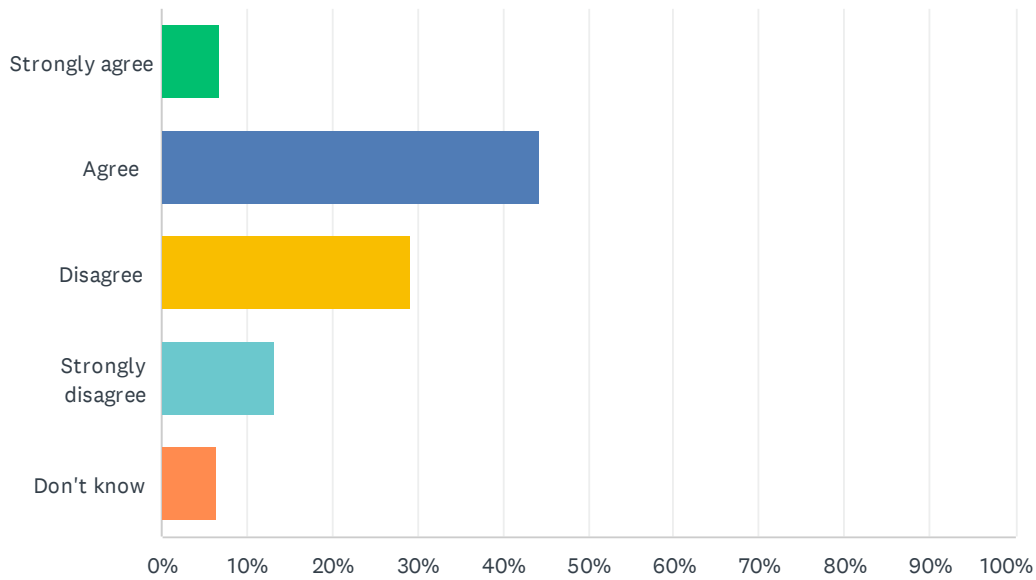
Answered: 1,976 Skipped: 78



ANSWER CHOICES	RESPONSES	
Strongly agree	12.20%	241
Agree	50.66%	1,001
Disagree	21.71%	429
Strongly disagree	6.63%	131
Don't know	8.81%	174
TOTAL		1,976

Q10 I find my school work interesting and am engaged in my learning.

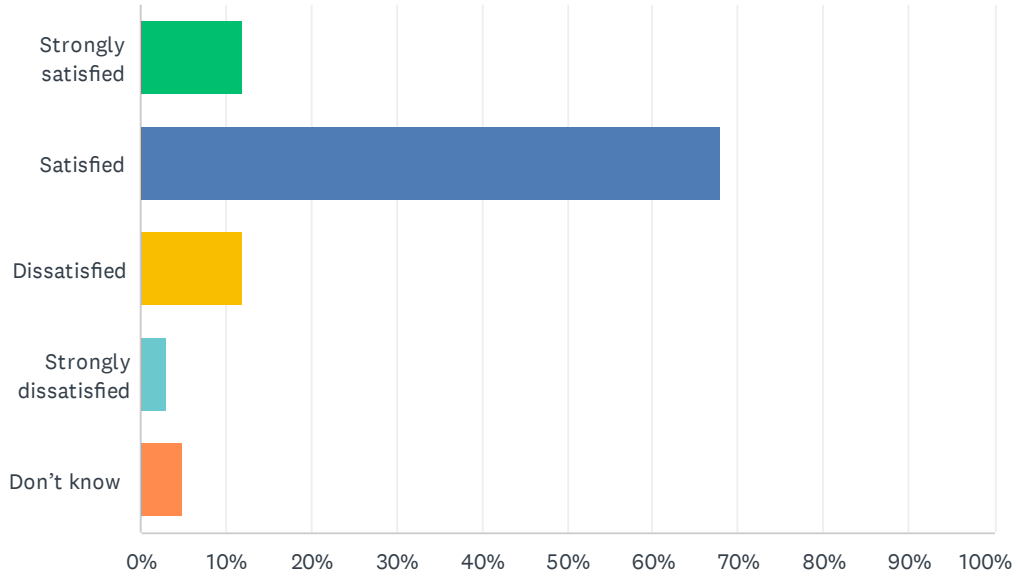
Answered: 1,980 Skipped: 74



ANSWER CHOICES	RESPONSES	
Strongly agree	6.87%	136
Agree	44.39%	879
Disagree	29.29%	580
Strongly disagree	13.13%	260
Don't know	6.31%	125
TOTAL		1,980

Q11 How satisfied are you with the quality of education you're receiving at your school?

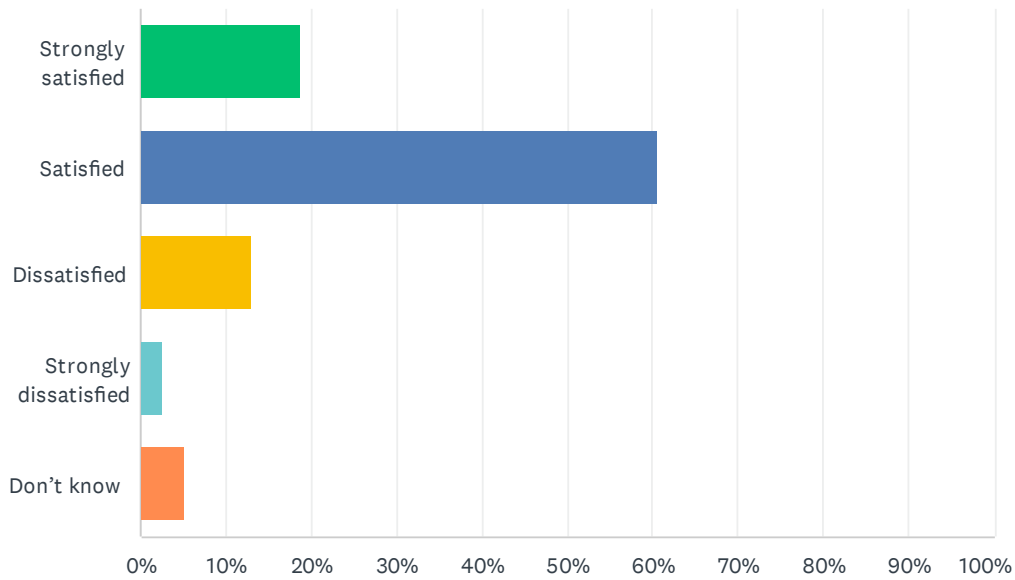
Answered: 1,953 Skipped: 101



ANSWER CHOICES	RESPONSES	
Strongly satisfied	11.93%	233
Satisfied	68.05%	1,329
Dissatisfied	12.03%	235
Strongly dissatisfied	3.02%	59
Don't know	4.97%	97
TOTAL		1,953

Q12 How satisfied are you with the quality of teaching you're receiving?

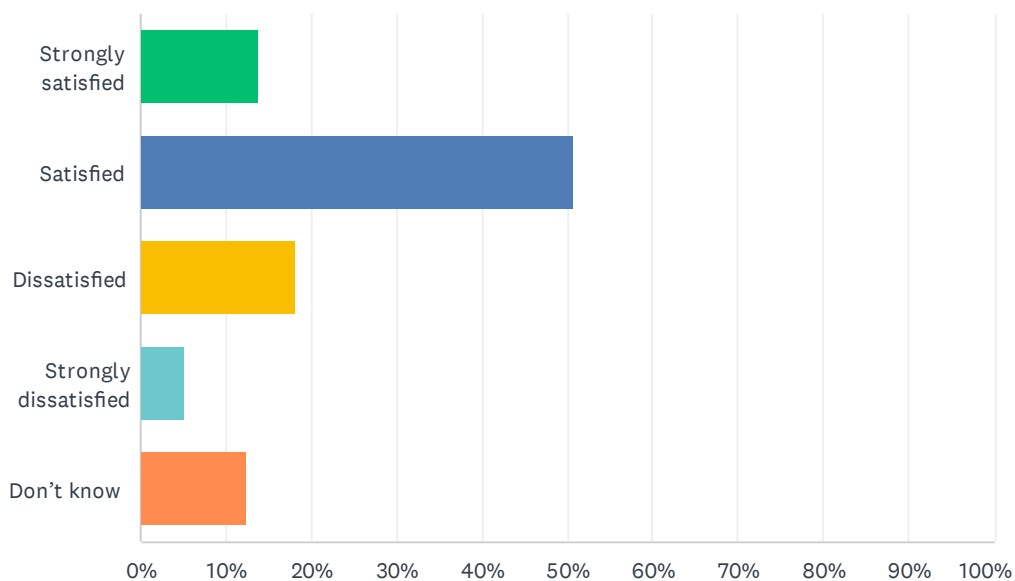
Answered: 1,951 Skipped: 103



ANSWER CHOICES	RESPONSES	
Strongly satisfied	18.81%	367
Satisfied	60.48%	1,180
Dissatisfied	12.92%	252
Strongly dissatisfied	2.61%	51
Don't know	5.18%	101
TOTAL		1,951

Q13 How satisfied are you with the leadership at your school?

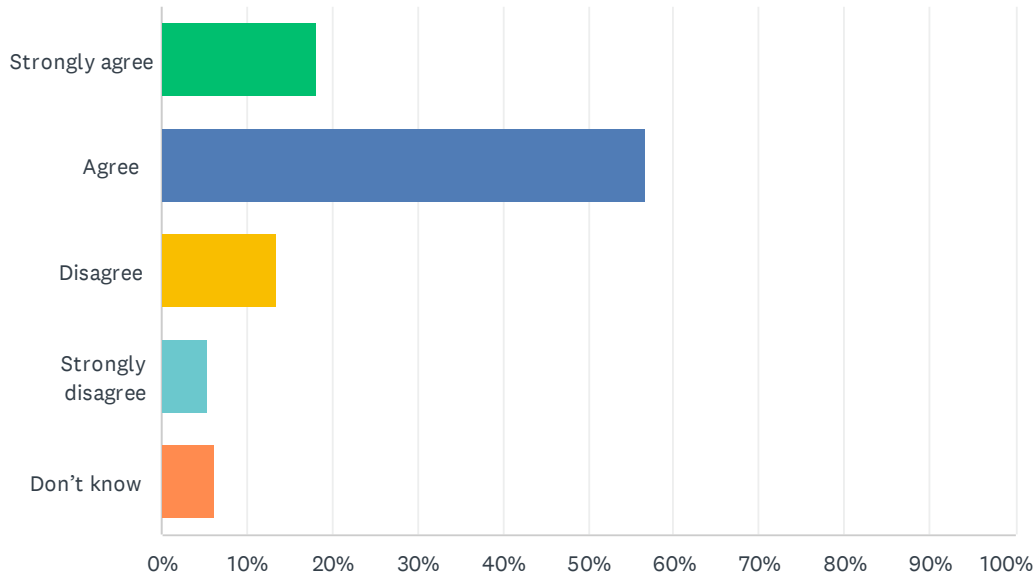
Answered: 1,953 Skipped: 101



ANSWER CHOICES	RESPONSES	
Strongly satisfied	13.77%	269
Satisfied	50.69%	990
Dissatisfied	18.02%	352
Strongly dissatisfied	5.22%	102
Don't know	12.29%	240
TOTAL		1,953

Q14 My school encourages students to be responsible, respectful and engaged citizens.

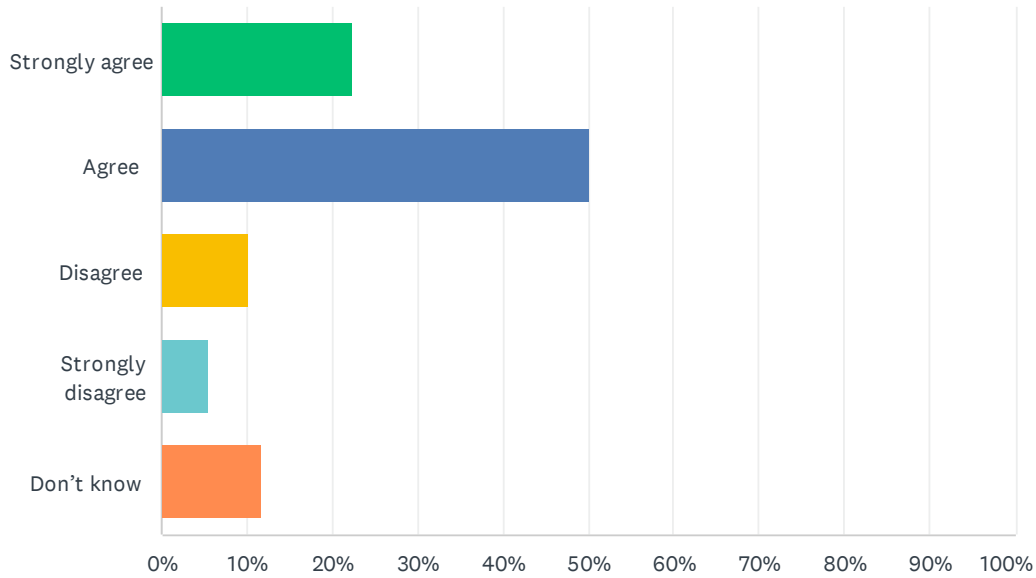
Answered: 1,952 Skipped: 102



ANSWER CHOICES	RESPONSES	
Strongly agree	18.19%	355
Agree	56.81%	1,109
Disagree	13.52%	264
Strongly disagree	5.38%	105
Don't know	6.10%	119
TOTAL		1,952

Q15 The staff at my school care about me.

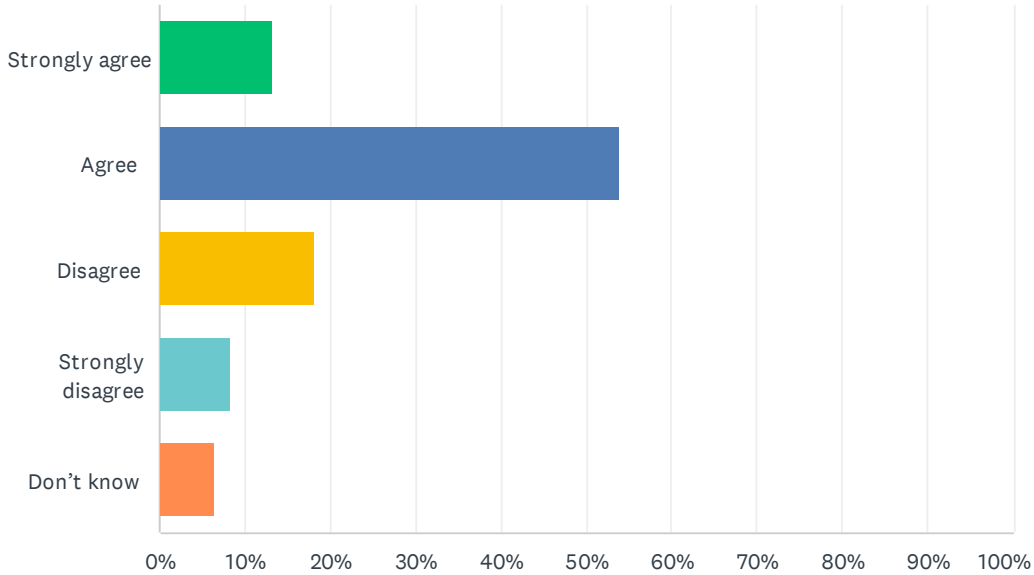
Answered: 1,953 Skipped: 101



ANSWER CHOICES	RESPONSES	
Strongly agree	22.43%	438
Agree	50.13%	979
Disagree	10.19%	199
Strongly disagree	5.53%	108
Don't know	11.73%	229
TOTAL		1,953

Q16 My school expects students to behave responsibly, and if not, they're dealt with fairly.

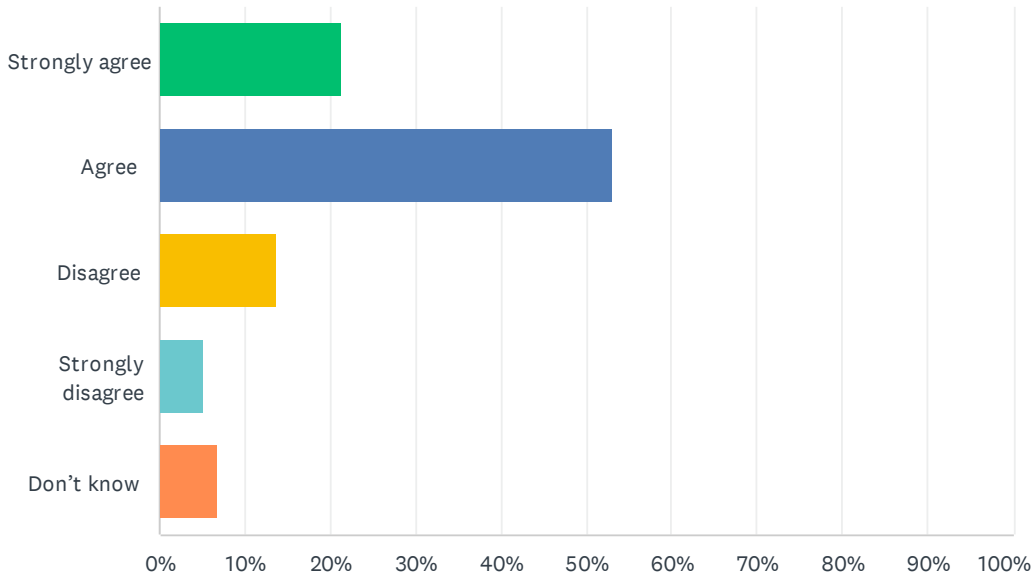
Answered: 1,948 Skipped: 106



ANSWER CHOICES	RESPONSES	
Strongly agree	13.30%	259
Agree	53.95%	1,051
Disagree	18.07%	352
Strongly disagree	8.26%	161
Don't know	6.42%	125
TOTAL		1,948

Q17 My school is safe.

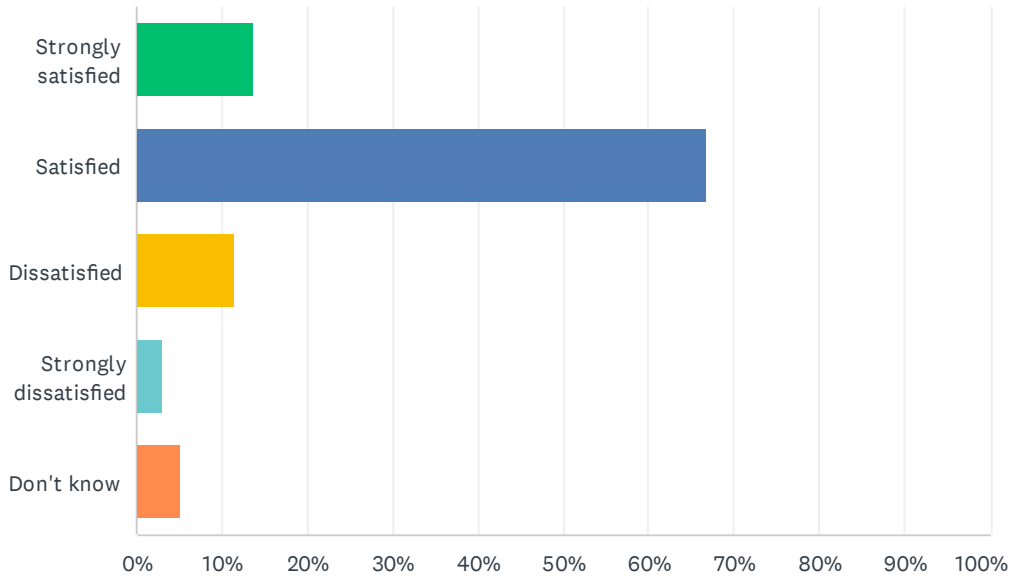
Answered: 1,950 Skipped: 104



ANSWER CHOICES	RESPONSES	
Strongly agree	21.33%	416
Agree	53.08%	1,035
Disagree	13.69%	267
Strongly disagree	5.18%	101
Don't know	6.72%	131
TOTAL		1,950

Q18 How satisfied are you with the resources available to support your learning?

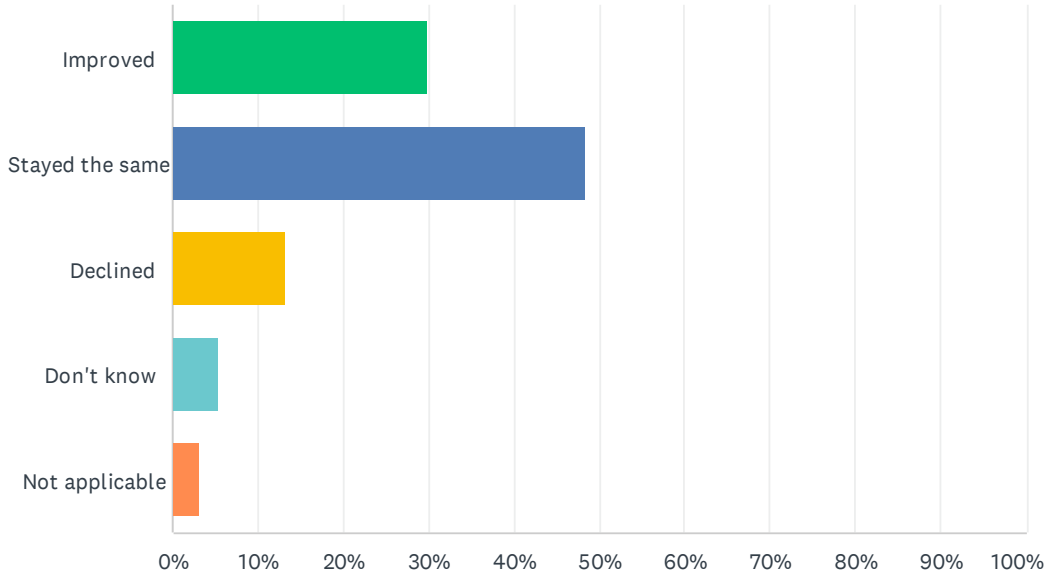
Answered: 1,948 Skipped: 106



ANSWER CHOICES	RESPONSES	
Strongly satisfied	13.60%	265
Satisfied	66.63%	1,298
Dissatisfied	11.60%	226
Strongly dissatisfied	2.98%	58
Don't know	5.18%	101
TOTAL		1,948

Q19 In your opinion, has the quality of education you've experienced improved, stayed the same or declined in the past three years?

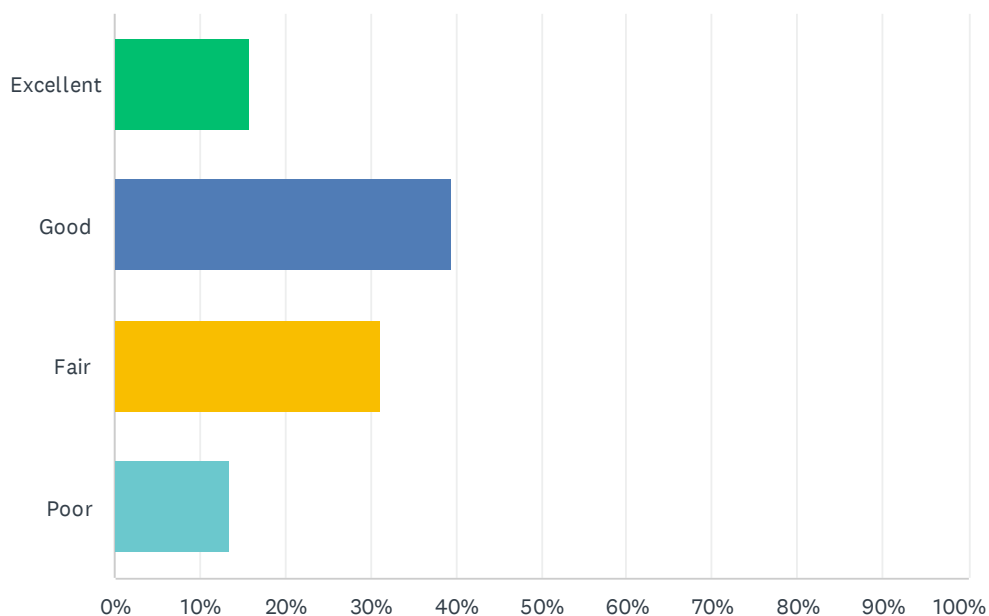
Answered: 1,948 Skipped: 106



ANSWER CHOICES	RESPONSES	
Improved	29.77%	580
Stayed the same	48.41%	943
Declined	13.30%	259
Don't know	5.39%	105
Not applicable	3.13%	61
TOTAL		1,948

Q20 How do you rate the physical condition of your school?

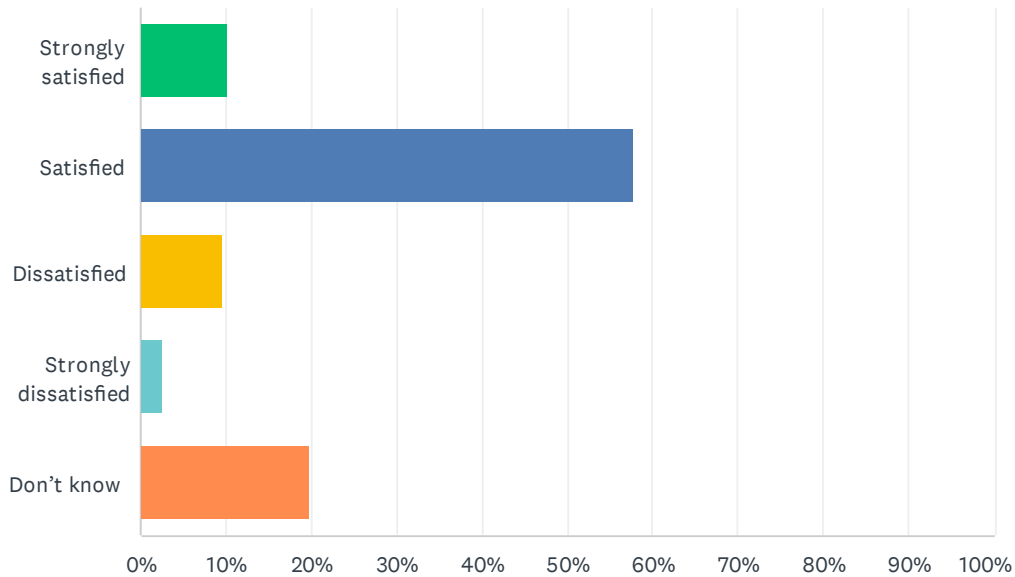
Answered: 1,952 Skipped: 102



ANSWER CHOICES	RESPONSES
Excellent	15.88% 310
Good	39.50% 771
Fair	31.15% 608
Poor	13.47% 263
TOTAL	1,952

Q21 How satisfied are you with the opportunities provided for your parents and caregivers to be involved in your education? Refer to the EIPS Parent Engagement overview for examples of involvement and engagement opportunities that help support student success.

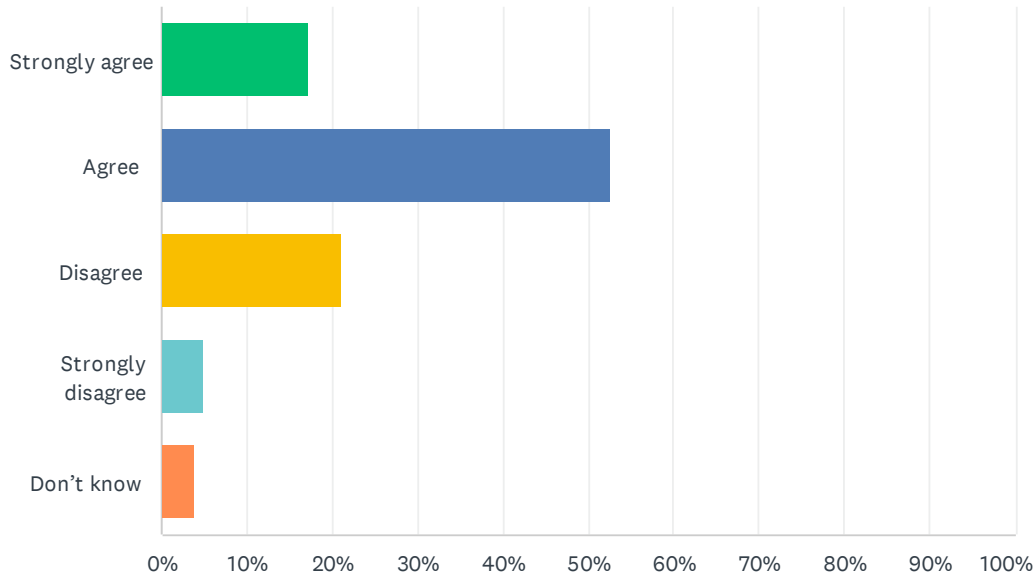
Answered: 1,939 Skipped: 115



ANSWER CHOICES	RESPONSES	
Strongly satisfied	10.26%	199
Satisfied	57.76%	1,120
Dissatisfied	9.59%	186
Strongly dissatisfied	2.53%	49
Don't know	19.86%	385
TOTAL		1,939

Q22 Teachers keep me informed about my progress and achievement in my courses.

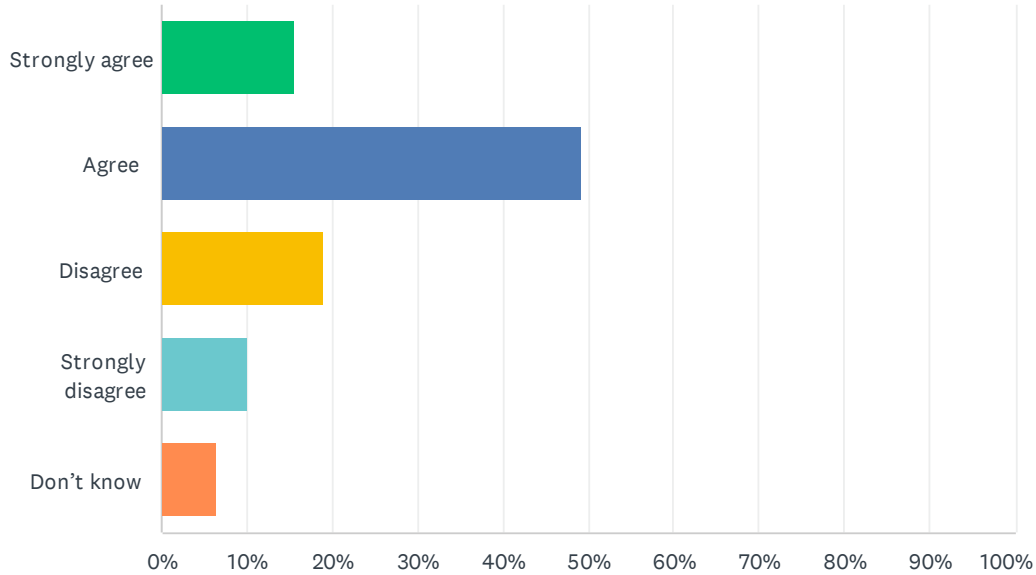
Answered: 1,942 Skipped: 112



ANSWER CHOICES	RESPONSES	
Strongly agree	17.30%	336
Agree	52.73%	1,024
Disagree	21.22%	412
Strongly disagree	4.94%	96
Don't know	3.81%	74
TOTAL		1,942

Q23 I can openly and honestly communicate with teachers, staff and students at my school.

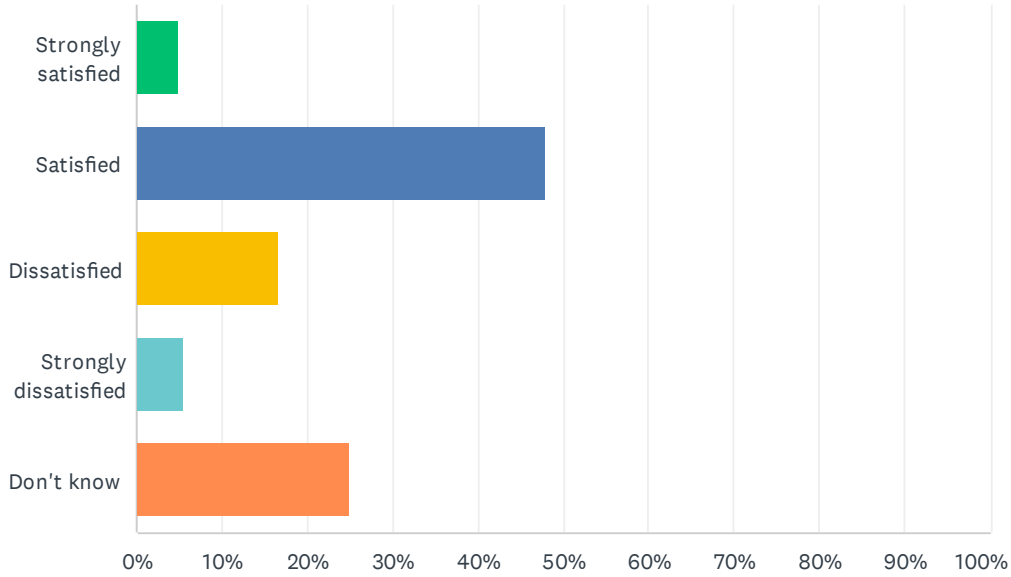
Answered: 1,939 Skipped: 115



ANSWER CHOICES	RESPONSES	
Strongly agree	15.58%	302
Agree	49.20%	954
Disagree	18.98%	368
Strongly disagree	9.95%	193
Don't know	6.29%	122
TOTAL		1,939

Q24 How satisfied are you with the Division’s commitment to engaging stakeholders—including students—about matters that affect decision-making and public education?

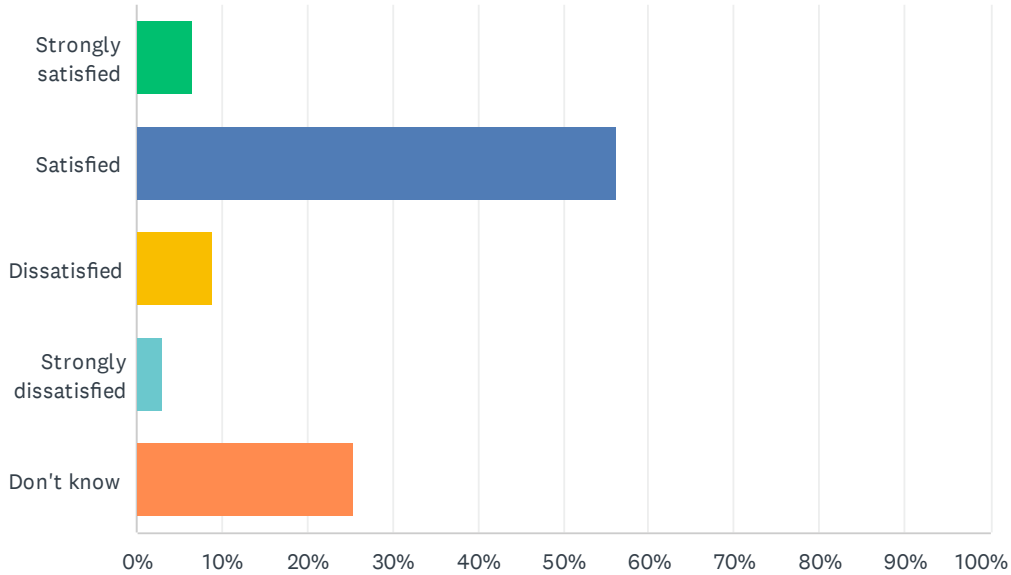
Answered: 1,935 Skipped: 119



ANSWER CHOICES	RESPONSES
Strongly satisfied	4.96% 96
Satisfied	48.01% 929
Dissatisfied	16.69% 323
Strongly dissatisfied	5.48% 106
Don't know	24.86% 481
TOTAL	1,935

Q25 How satisfied are you with the Division’s commitment to advocating for public education?

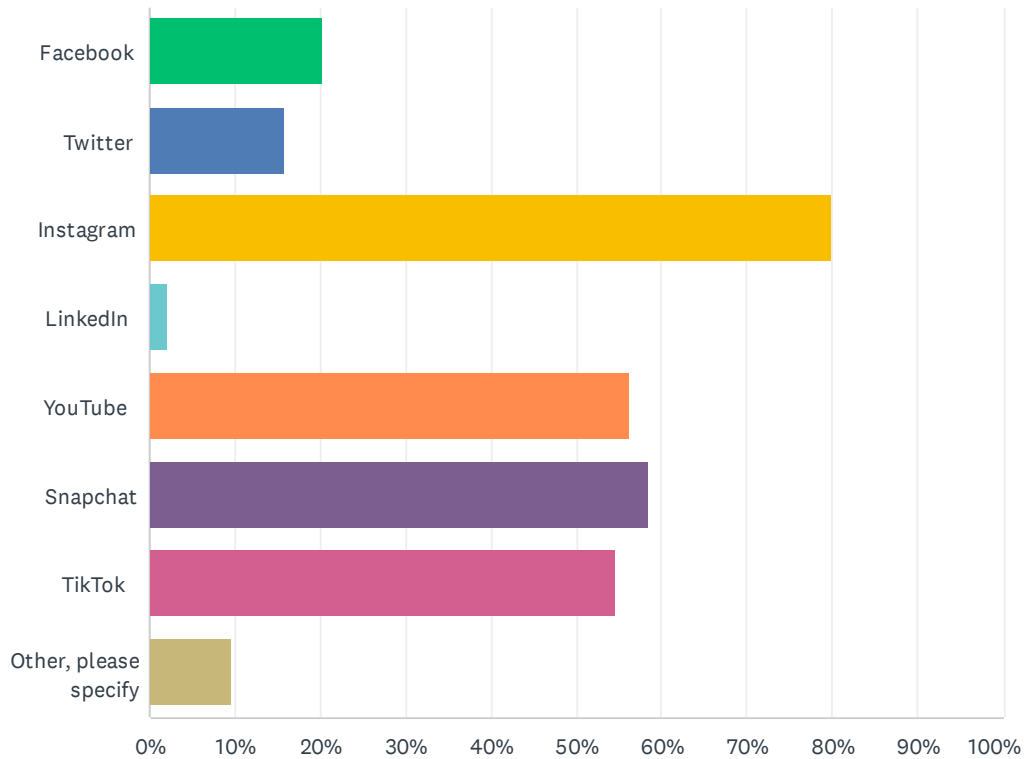
Answered: 1,939 Skipped: 115



ANSWER CHOICES	RESPONSES	
Strongly satisfied	6.60%	128
Satisfied	56.27%	1,091
Dissatisfied	8.87%	172
Strongly dissatisfied	2.94%	57
Don't know	25.32%	491
TOTAL		1,939

Q26 The Division and schools often share news and information on social media. Which of the following social media platforms do you use? Check all that apply.

Answered: 1,858 Skipped: 196



ANSWER CHOICES	RESPONSES	
Facebook	20.24%	376
Twitter	15.82%	294
Instagram	80.03%	1,487
LinkedIn	2.21%	41
YouTube	56.35%	1,047
Snapchat	58.50%	1,087
TikTok	54.57%	1,014
Other, please specify	9.63%	179
Total Respondents: 1,858		