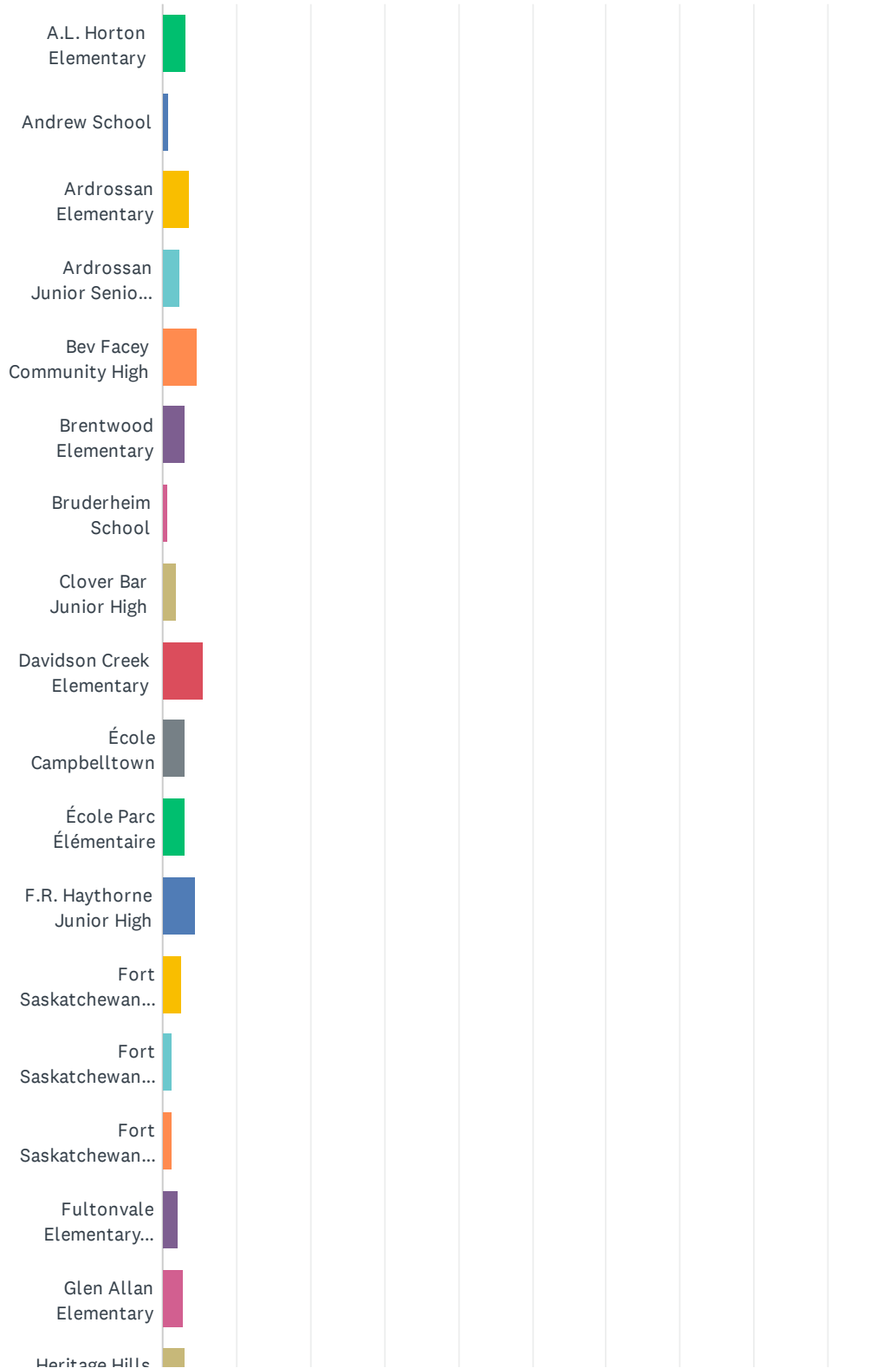
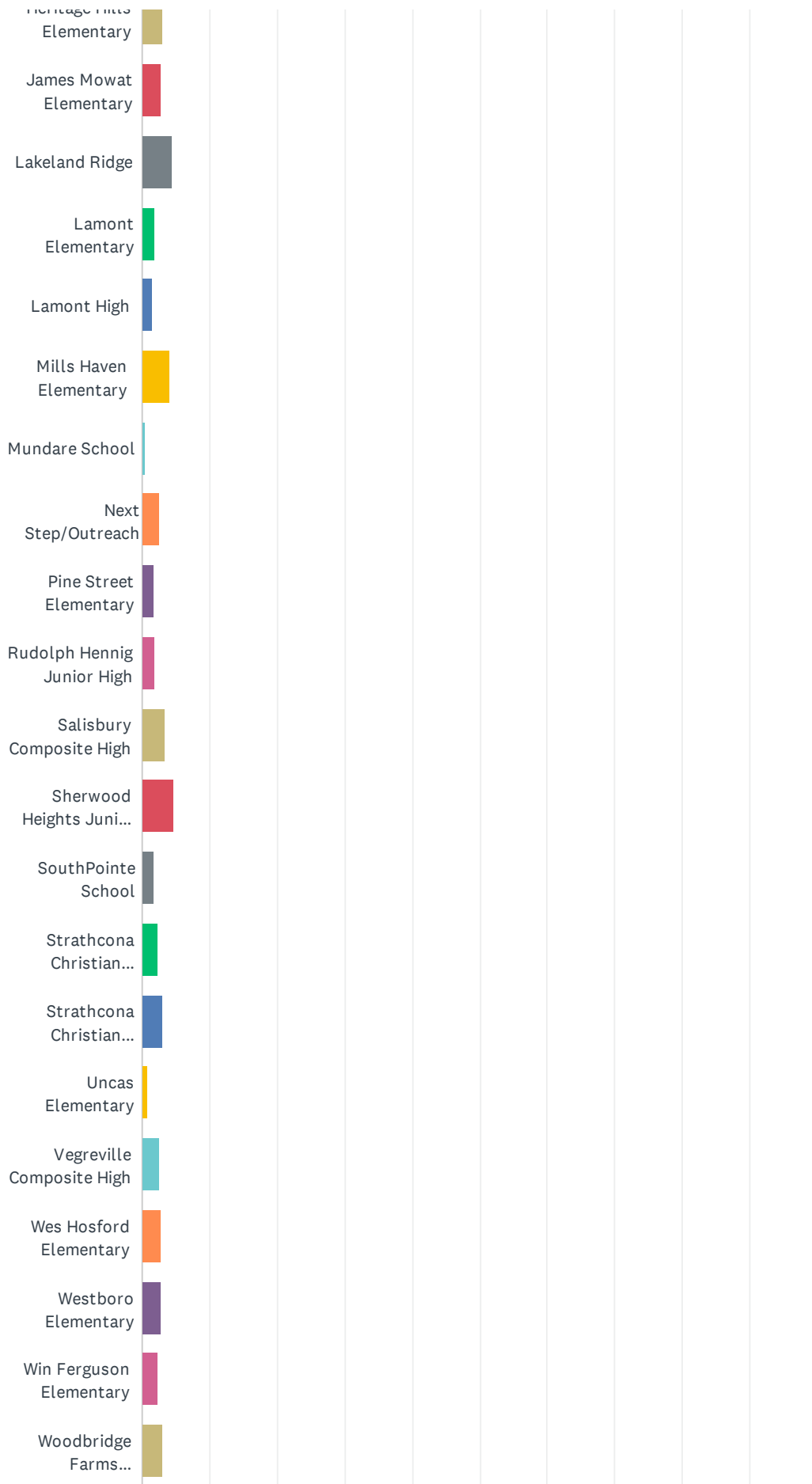


Q1 What school does your child currently attend? If you have more than one child attending an EIPS school or a child who attends classes at more than one school, complete this survey for each one.

Answered: 2,925 Skipped: 0



2022-23 EIPS Annual Feedback Survey: Parents and Caregivers



2022-23 EIPS Annual Feedback Survey: Parents and Caregivers

0% 10% 20% 30% 40% 50% 60% 70% 80% 90% 100%

2022-23 EIPS Annual Feedback Survey: Parents and Caregivers

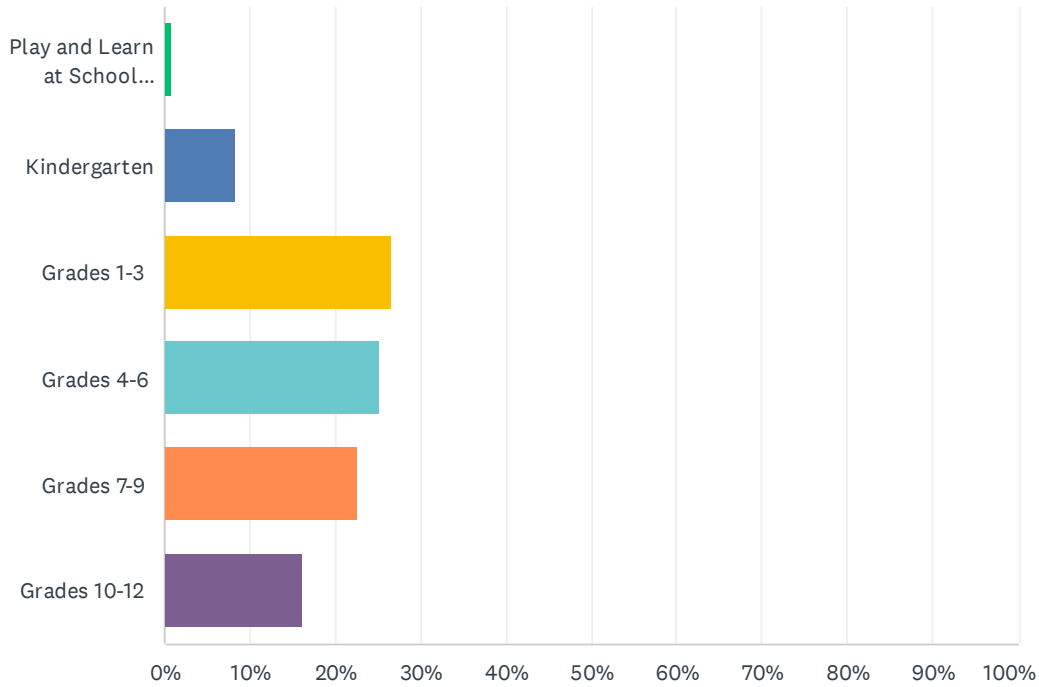
ANSWER CHOICES	RESPONSES	
A.L. Horton Elementary	3.25%	95
Andrew School	0.75%	22
Ardrossan Elementary	3.69%	108
Ardrossan Junior Senior High	2.32%	68
Bev Facey Community High	4.68%	137
Brentwood Elementary	2.91%	85
Bruderheim School	0.58%	17
Clover Bar Junior High	1.95%	57
Davidson Creek Elementary	5.61%	164
École Campbelltown	2.94%	86
École Parc Élémentaire	3.01%	88
F.R. Haythorne Junior High	4.44%	130
Fort Saskatchewan Christian	2.60%	76
Fort Saskatchewan Elementary	1.26%	37
Fort Saskatchewan High	1.23%	36
Fultonvale Elementary Junior High	2.19%	64
Glen Allan Elementary	2.74%	80
Heritage Hills Elementary	3.01%	88
James Mowat Elementary	2.80%	82
Lakeland Ridge	4.41%	129
Lamont Elementary	1.91%	56
Lamont High	1.57%	46
Mills Haven Elementary	4.10%	120
Mundare School	0.51%	15
Next Step/Outreach	2.50%	73
Pine Street Elementary	1.64%	48
Rudolph Hennig Junior High	1.91%	56
Salisbury Composite High	3.32%	97
Sherwood Heights Junior High	4.75%	139
SouthPointe School	1.78%	52
Strathcona Christian Academy Elementary	2.32%	68
Strathcona Christian Academy Secondary	3.08%	90

2022-23 EIPS Annual Feedback Survey: Parents and Caregivers

Uncas Elementary	0.79%	23
Vegreville Composite High	2.63%	77
Wes Hosford Elementary	2.70%	79
Westboro Elementary	2.70%	79
Win Ferguson Elementary	2.39%	70
Woodbridge Farms Elementary	3.01%	88
TOTAL		2,925

Q2 What grade is your child currently in?

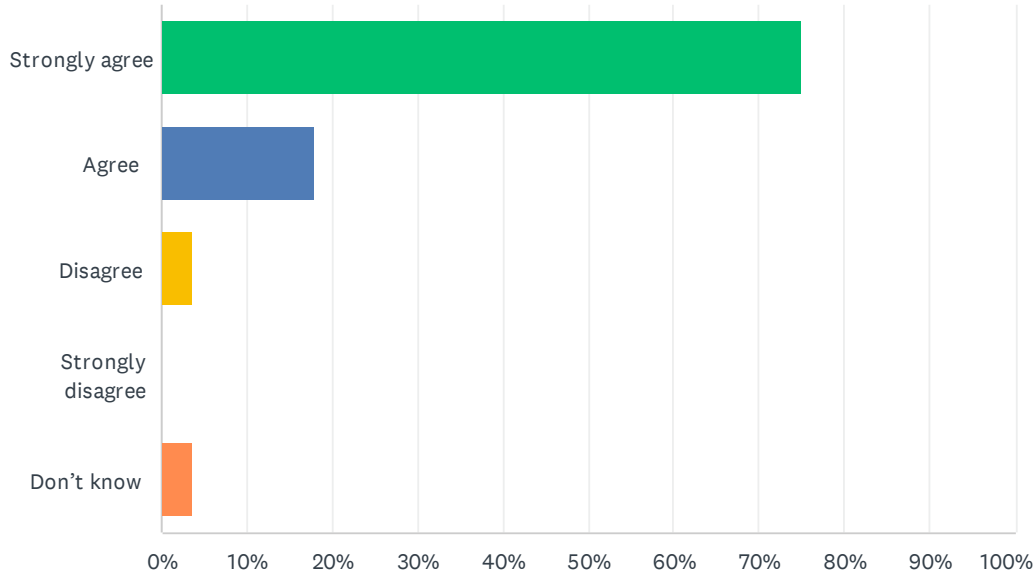
Answered: 2,925 Skipped: 0



ANSWER CHOICES	RESPONSES	
Play and Learn at School (PALS)	0.96%	28
Kindergarten	8.38%	245
Grades 1-3	26.74%	782
Grades 4-6	25.16%	736
Grades 7-9	22.67%	663
Grades 10-12	16.10%	471
TOTAL		2,925

Q3 As a result of being in the Play and Learn at School (PALS) program, my child's demonstrating growth in their development.

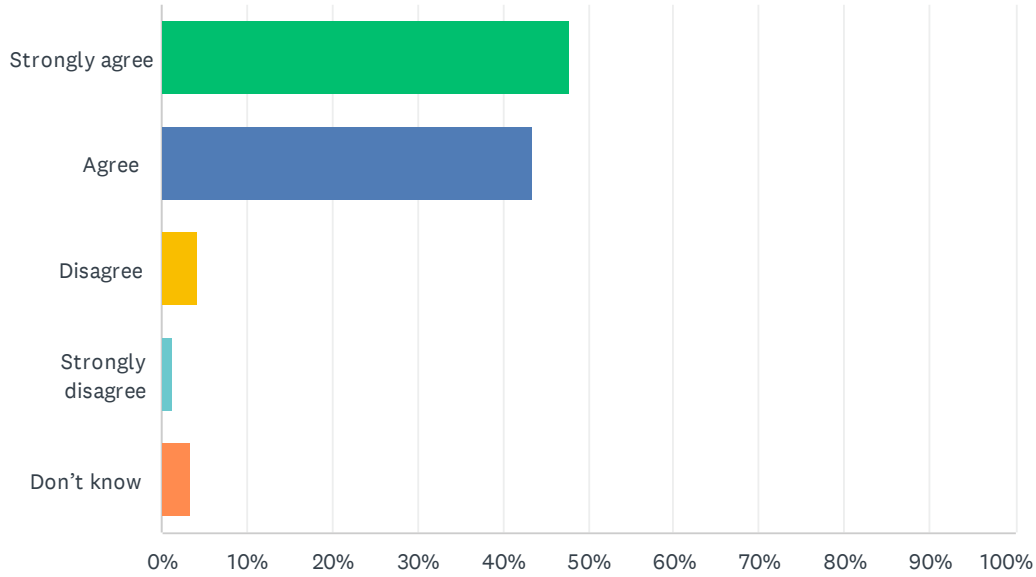
Answered: 28 Skipped: 2,897



ANSWER CHOICES	RESPONSES	
Strongly agree	75.00%	21
Agree	17.86%	5
Disagree	3.57%	1
Strongly disagree	0.00%	0
Don't know	3.57%	1
TOTAL		28

Q4 As a result of being in the kindergarten program, my child's becoming ready to enter Grade 1.

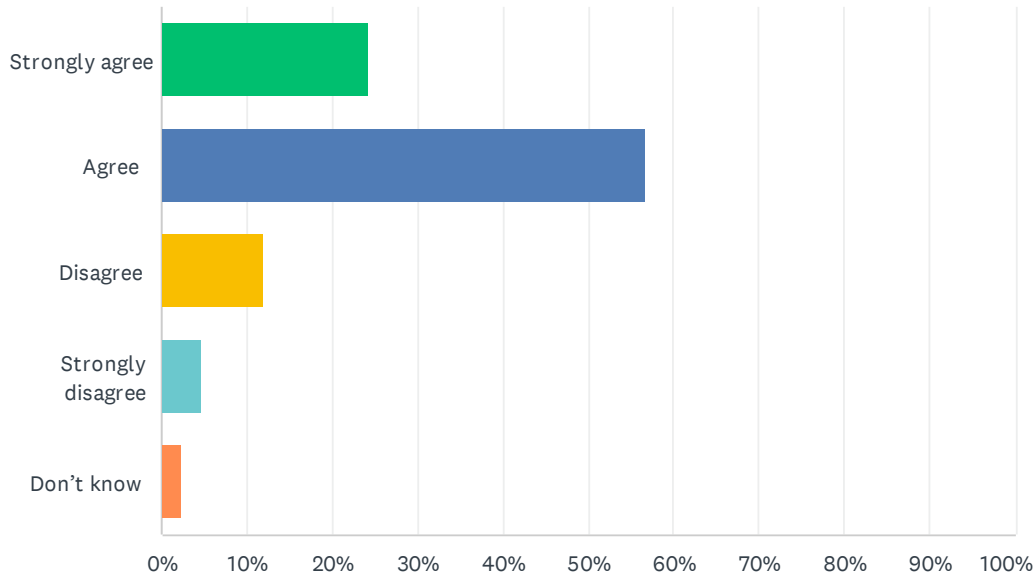
Answered: 239 Skipped: 2,686



ANSWER CHOICES	RESPONSES	
Strongly agree	47.70%	114
Agree	43.51%	104
Disagree	4.18%	10
Strongly disagree	1.26%	3
Don't know	3.35%	8
TOTAL		239

Q5 My child's individual needs are met.

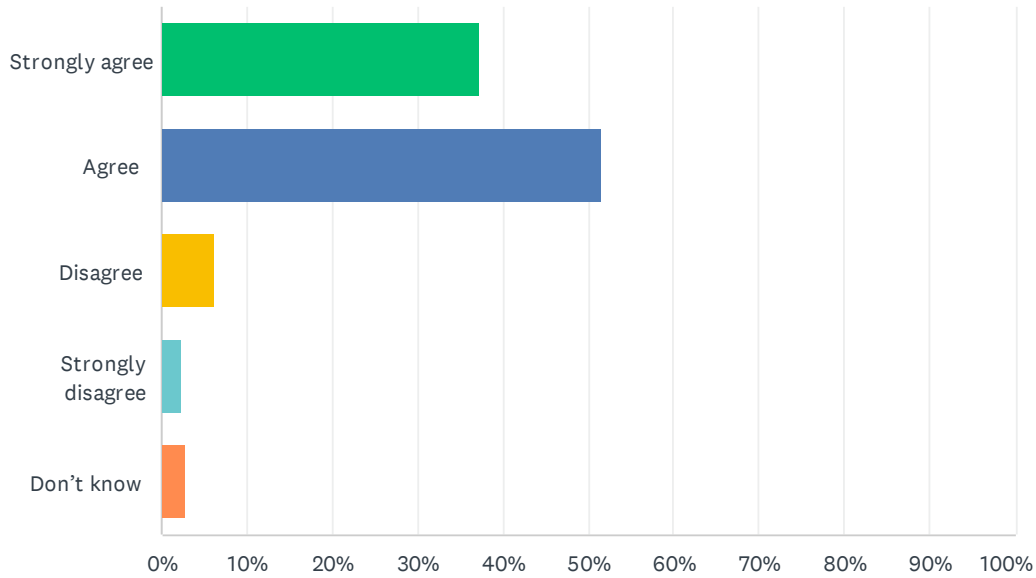
Answered: 2,709 Skipped: 216



ANSWER CHOICES	RESPONSES	
Strongly agree	24.40%	661
Agree	56.66%	1,535
Disagree	11.96%	324
Strongly disagree	4.72%	128
Don't know	2.25%	61
TOTAL		2,709

Q6 My child's encouraged to do their best.

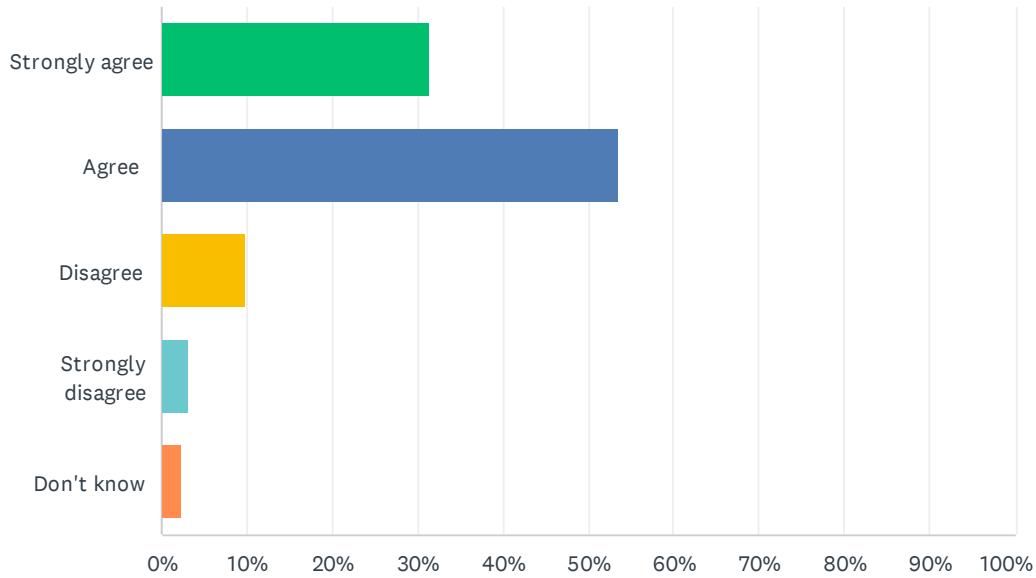
Answered: 2,706 Skipped: 219



ANSWER CHOICES	RESPONSES	
Strongly agree	37.29%	1,009
Agree	51.63%	1,397
Disagree	6.10%	165
Strongly disagree	2.25%	61
Don't know	2.73%	74
TOTAL		2,706

Q7 My child's demonstrating growth in literacy.

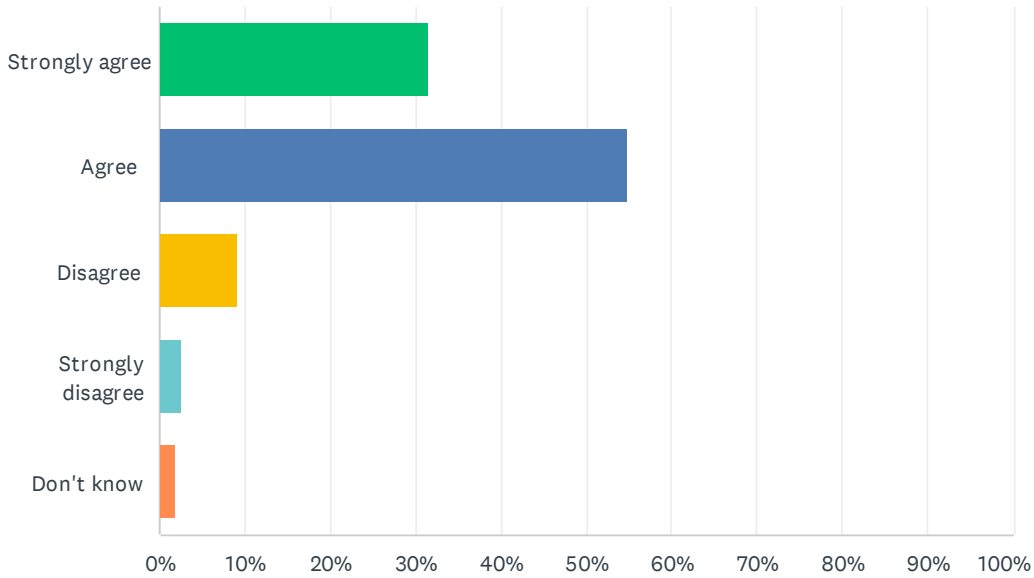
Answered: 2,705 Skipped: 220



ANSWER CHOICES	RESPONSES	
Strongly agree	31.24%	845
Agree	53.53%	1,448
Disagree	9.80%	265
Strongly disagree	3.18%	86
Don't know	2.26%	61
TOTAL		2,705

Q8 My child's demonstrating growth in numeracy.

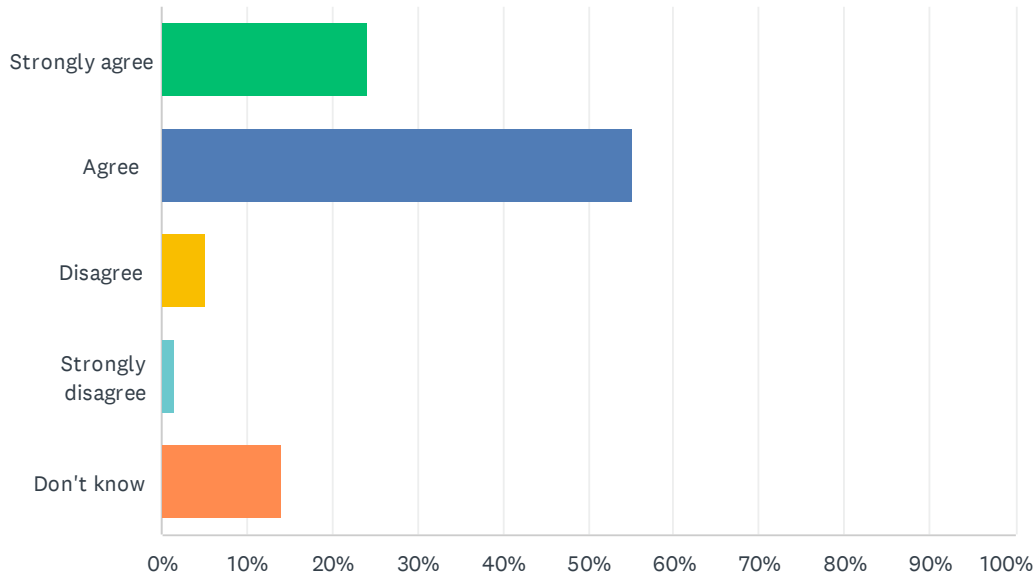
Answered: 2,706 Skipped: 219



ANSWER CHOICES	RESPONSES	
Strongly agree	31.56%	854
Agree	54.69%	1,480
Disagree	9.16%	248
Strongly disagree	2.62%	71
Don't know	1.96%	53
TOTAL		2,706

Q9 My child has an understanding of First Nations, Métis and Inuit culture and history.

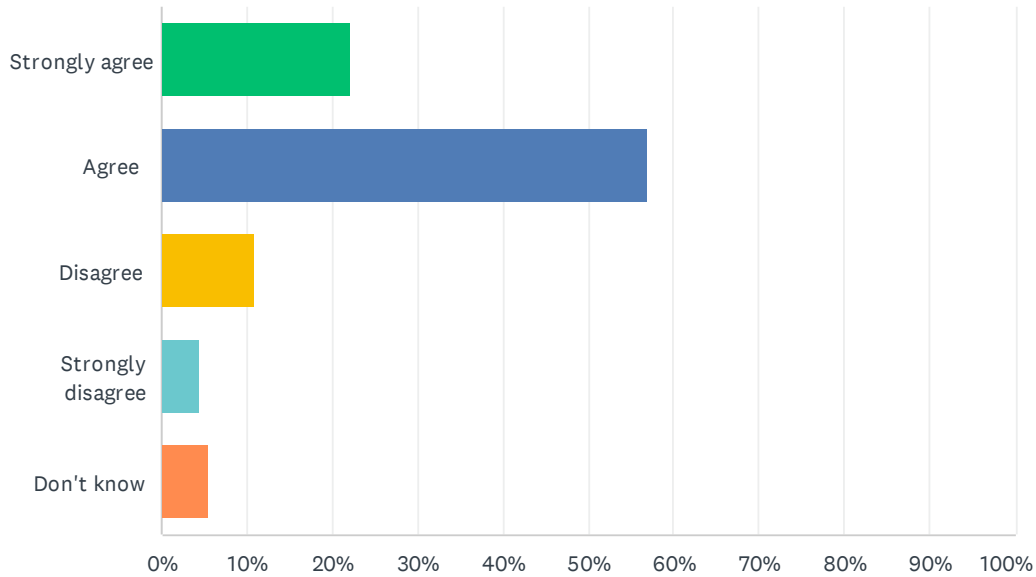
Answered: 2,697 Skipped: 228



ANSWER CHOICES	RESPONSES	
Strongly agree	24.06%	649
Agree	55.14%	1,487
Disagree	5.08%	137
Strongly disagree	1.59%	43
Don't know	14.13%	381
TOTAL		2,697

Q10 My child's learning the knowledge, skills and attitudes necessary to be successful in life.

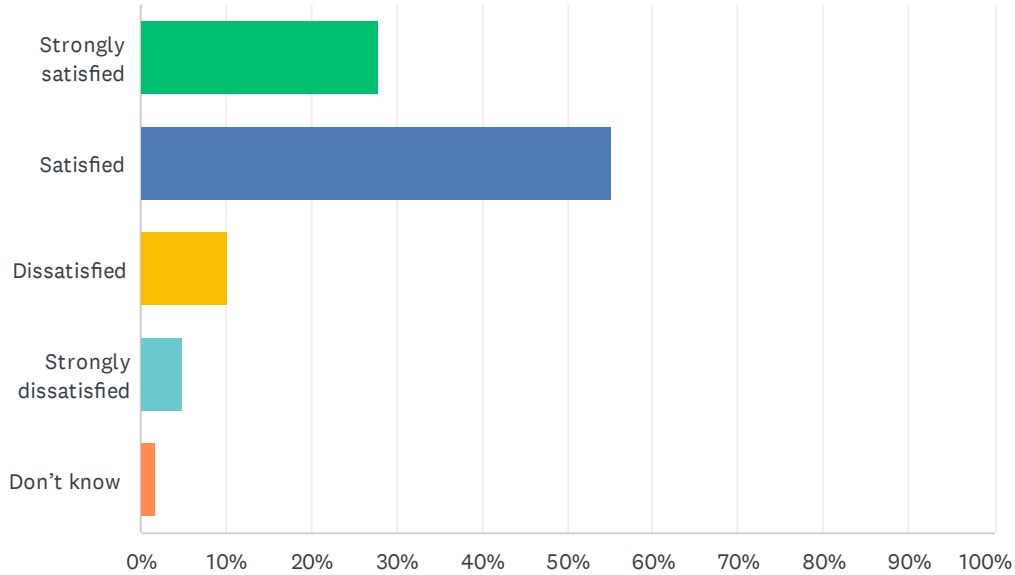
Answered: 2,705 Skipped: 220



ANSWER CHOICES	RESPONSES	
Strongly agree	22.14%	599
Agree	56.93%	1,540
Disagree	10.94%	296
Strongly disagree	4.44%	120
Don't know	5.55%	150
TOTAL		2,705

Q11 How satisfied are you with the quality of education your child's receiving at school?

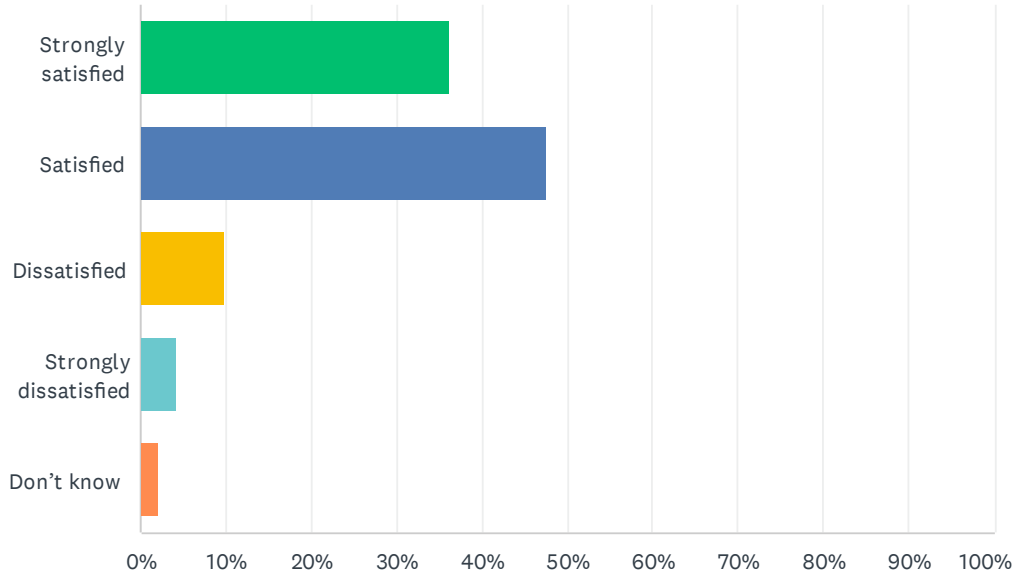
Answered: 2,639 Skipped: 286



ANSWER CHOICES	RESPONSES	
Strongly satisfied	28.00%	739
Satisfied	55.21%	1,457
Dissatisfied	10.19%	269
Strongly dissatisfied	4.96%	131
Don't know	1.63%	43
TOTAL		2,639

Q12 How satisfied are you with the quality of teaching at your child's school?

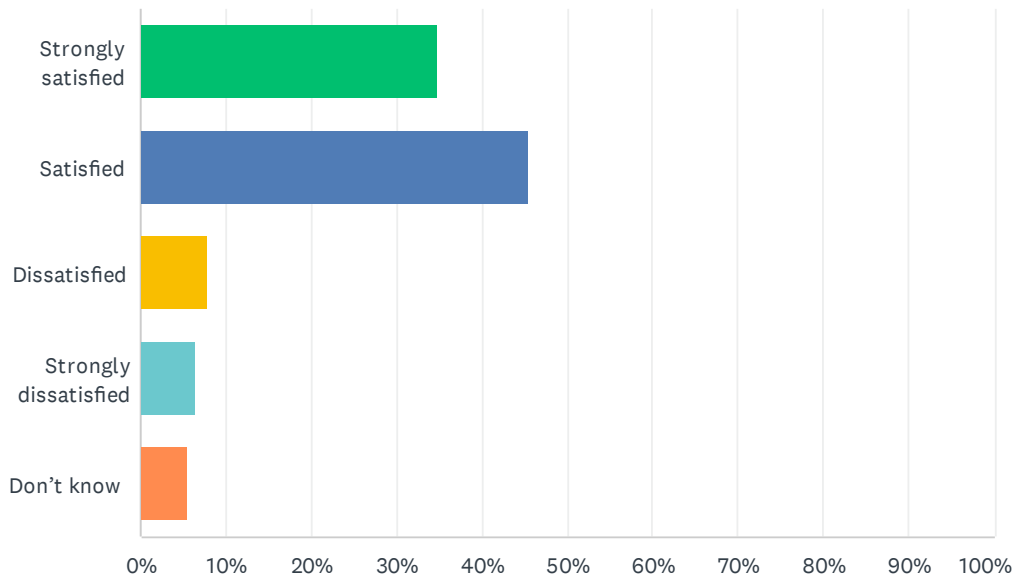
Answered: 2,641 Skipped: 284



ANSWER CHOICES	RESPONSES	
Strongly satisfied	36.35%	960
Satisfied	47.44%	1,253
Dissatisfied	9.88%	261
Strongly dissatisfied	4.20%	111
Don't know	2.12%	56
TOTAL		2,641

Q13 How satisfied are you with the leadership at your child's school?

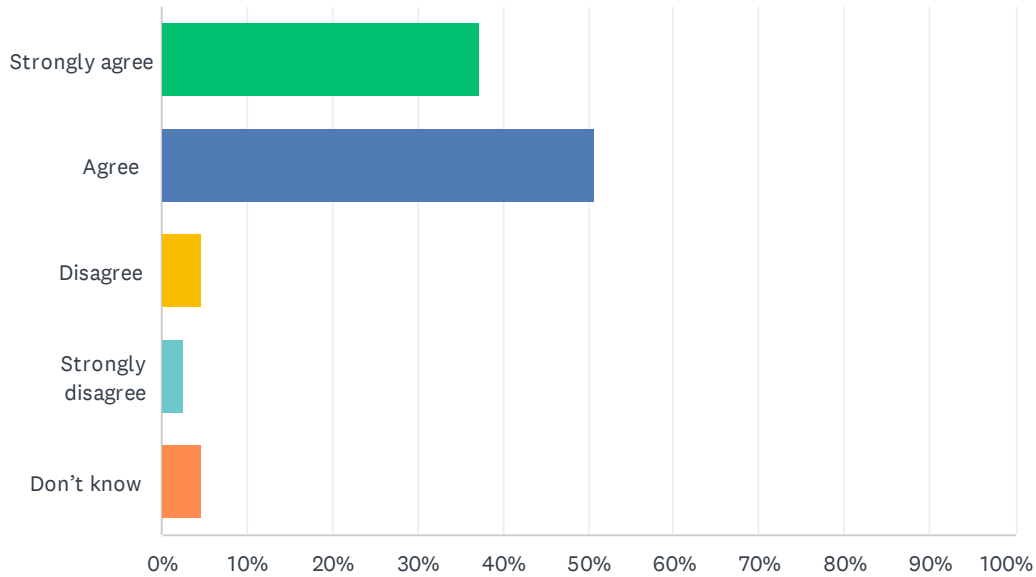
Answered: 2,637 Skipped: 288



ANSWER CHOICES	RESPONSES	
Strongly satisfied	34.81%	918
Satisfied	45.39%	1,197
Dissatisfied	7.89%	208
Strongly dissatisfied	6.33%	167
Don't know	5.57%	147
TOTAL		2,637

Q14 My child’s school encourages my child to be a responsible, respectful and engaged citizen.

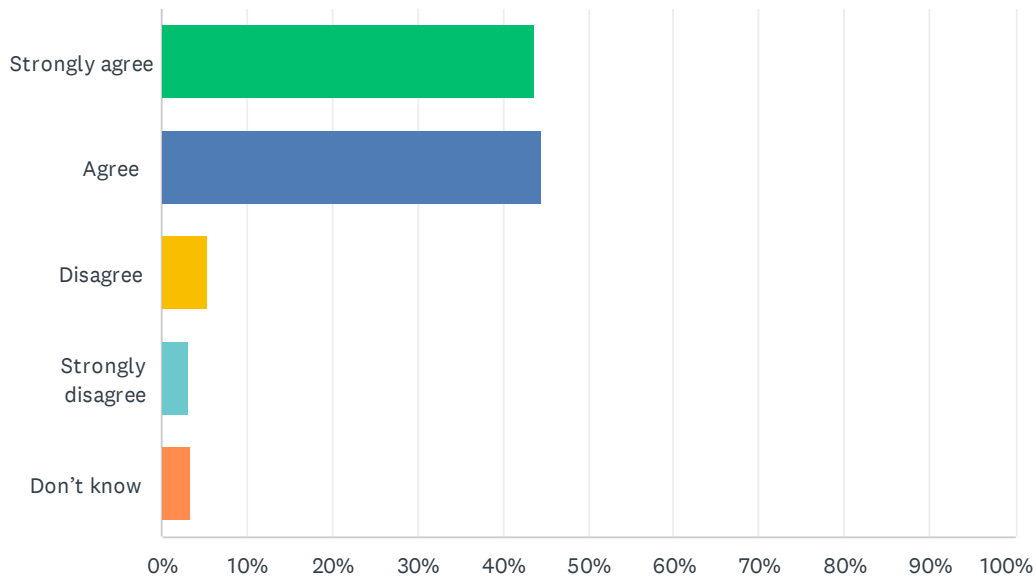
Answered: 2,638 Skipped: 287



ANSWER CHOICES	RESPONSES	
Strongly agree	37.23%	982
Agree	50.80%	1,340
Disagree	4.74%	125
Strongly disagree	2.58%	68
Don't know	4.66%	123
TOTAL		2,638

Q15 School staff care about my child.

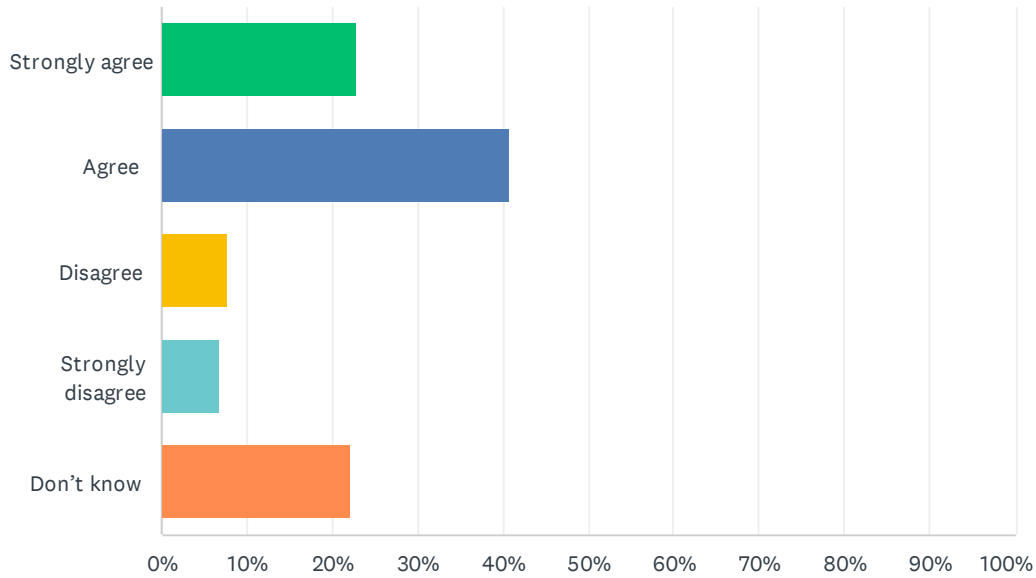
Answered: 2,641 Skipped: 284



ANSWER CHOICES	RESPONSES	
Strongly agree	43.62%	1,152
Agree	44.57%	1,177
Disagree	5.26%	139
Strongly disagree	3.10%	82
Don't know	3.45%	91
TOTAL		2,641

Q16 My child's school handles discipline fairly and reasonably.

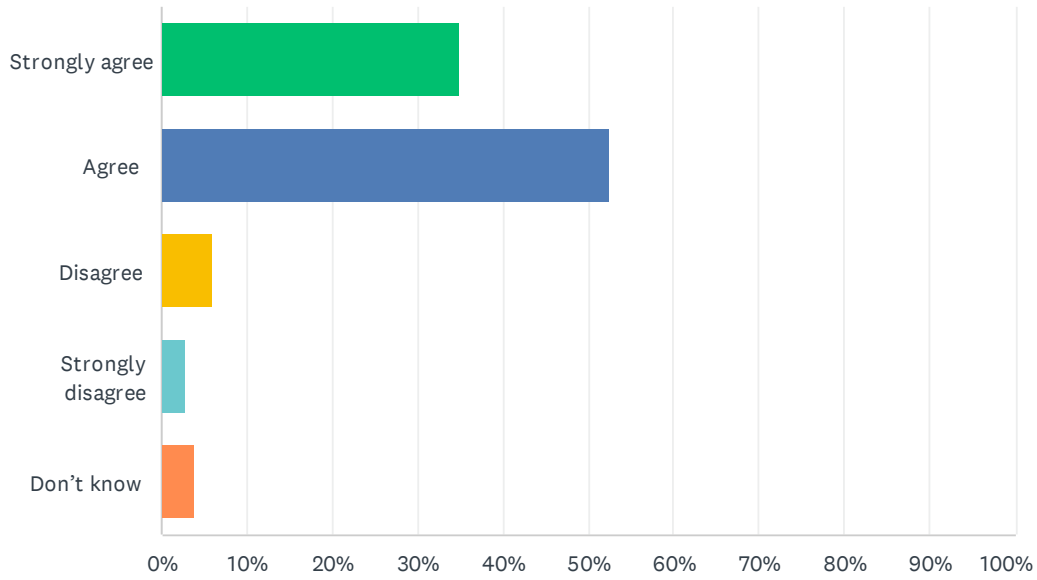
Answered: 2,639 Skipped: 286



ANSWER CHOICES	RESPONSES	
Strongly agree	22.81%	602
Agree	40.62%	1,072
Disagree	7.65%	202
Strongly disagree	6.78%	179
Don't know	22.13%	584
TOTAL		2,639

Q17 My child's school is safe.

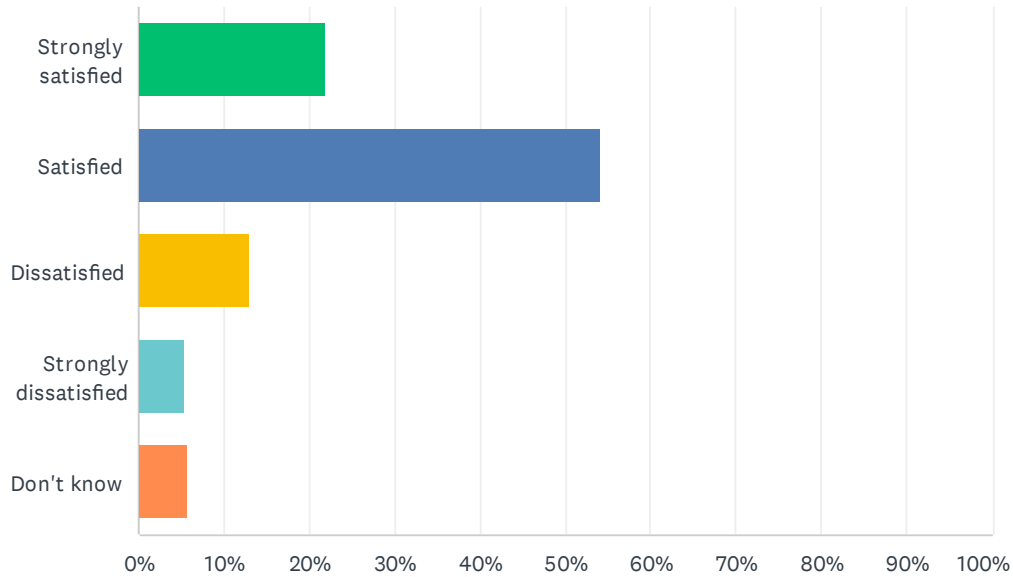
Answered: 2,638 Skipped: 287



ANSWER CHOICES	RESPONSES	
Strongly agree	35.06%	925
Agree	52.54%	1,386
Disagree	5.88%	155
Strongly disagree	2.77%	73
Don't know	3.75%	99
TOTAL		2,638

Q18 How satisfied are you with the resources available to support your child's learning?

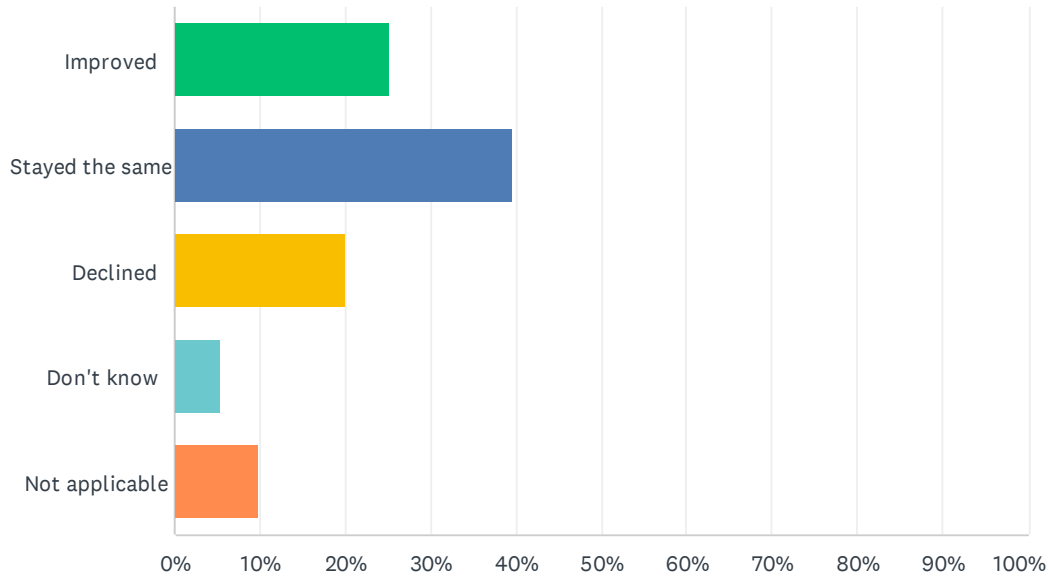
Answered: 2,641 Skipped: 284



ANSWER CHOICES	RESPONSES	
Strongly satisfied	21.89%	578
Satisfied	54.15%	1,430
Dissatisfied	12.91%	341
Strongly dissatisfied	5.23%	138
Don't know	5.83%	154
TOTAL		2,641

Q19 In your opinion, has the quality of education your child's experienced improved, stayed the same or declined in the past three years?

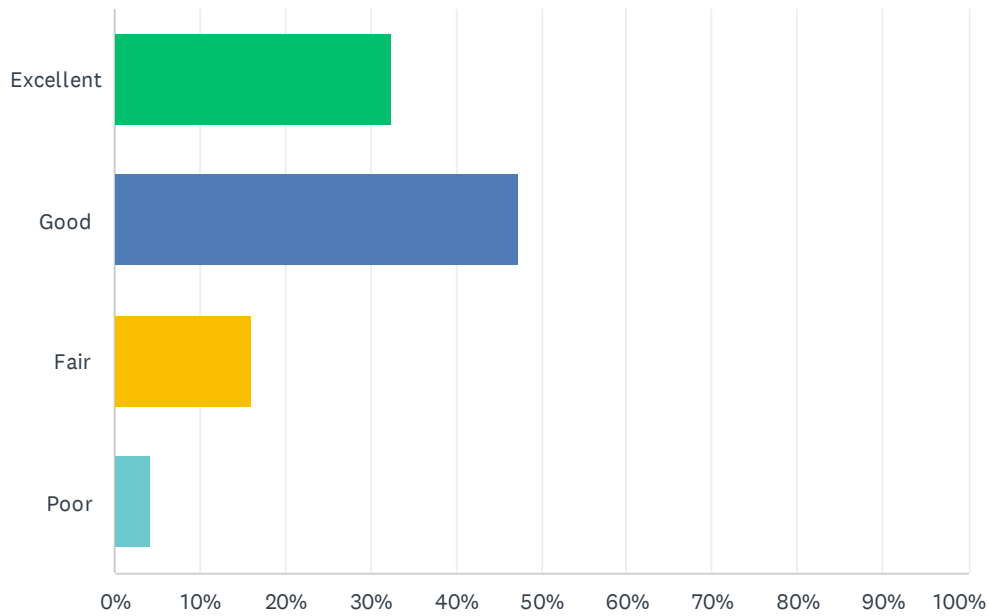
Answered: 2,639 Skipped: 286



ANSWER CHOICES	RESPONSES	
Improved	25.24%	666
Stayed the same	39.64%	1,046
Declined	20.08%	530
Don't know	5.27%	139
Not applicable	9.78%	258
TOTAL		2,639

Q20 How do you rate the physical condition of your child's school?

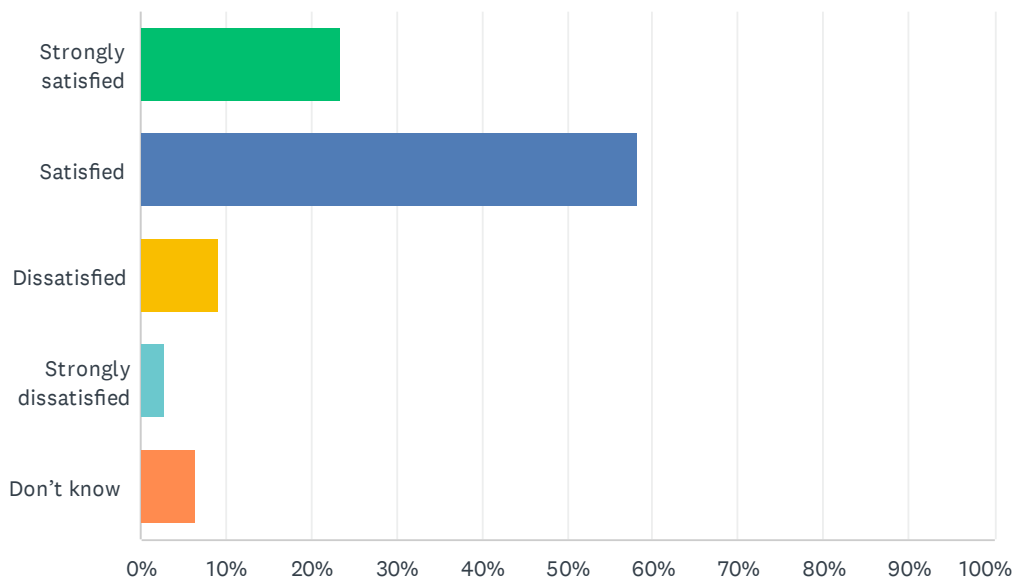
Answered: 2,639 Skipped: 286



ANSWER CHOICES	RESPONSES
Excellent	32.32% 853
Good	47.37% 1,250
Fair	15.95% 421
Poor	4.36% 115
TOTAL	2,639

Q21 How satisfied are you with the opportunities provided to be involved in your child's education? Refer to the EIPS Parent Engagement overview for examples of involvement and engagement opportunities that help support student success.

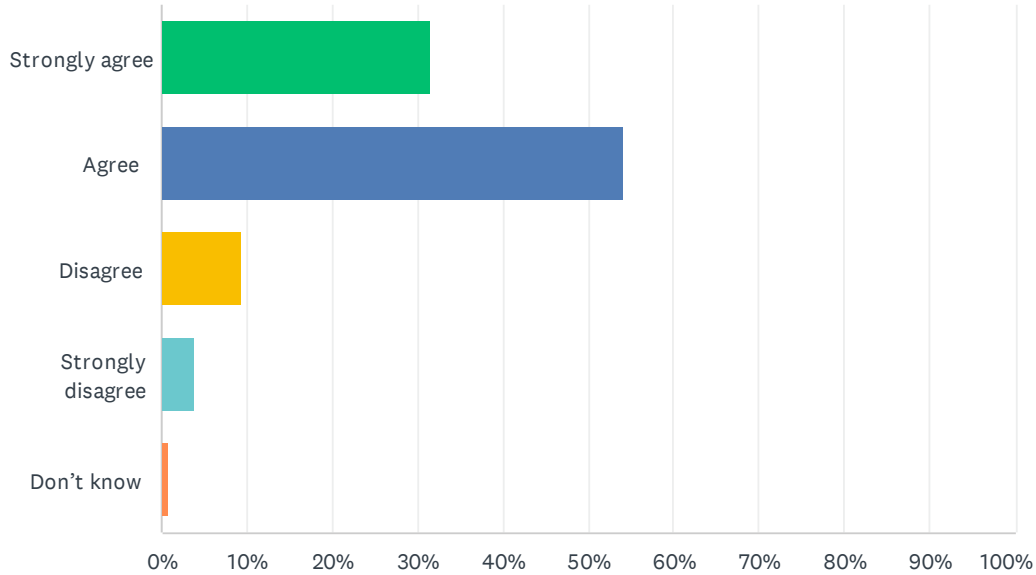
Answered: 2,600 Skipped: 325



ANSWER CHOICES	RESPONSES	
Strongly satisfied	23.38%	608
Satisfied	58.31%	1,516
Dissatisfied	9.08%	236
Strongly dissatisfied	2.81%	73
Don't know	6.42%	167
TOTAL		2,600

Q22 The school keeps me informed about my child's progress and achievement.

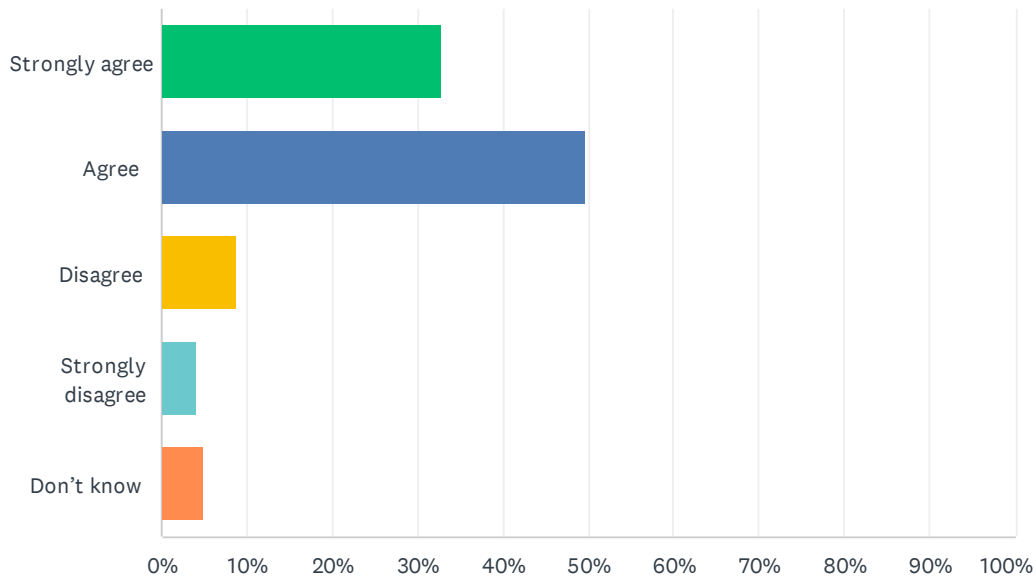
Answered: 2,601 Skipped: 324



ANSWER CHOICES	RESPONSES	
Strongly agree	31.49%	819
Agree	54.25%	1,411
Disagree	9.46%	246
Strongly disagree	3.92%	102
Don't know	0.88%	23
TOTAL		2,601

Q23 There is open and honest communication within my child's school.

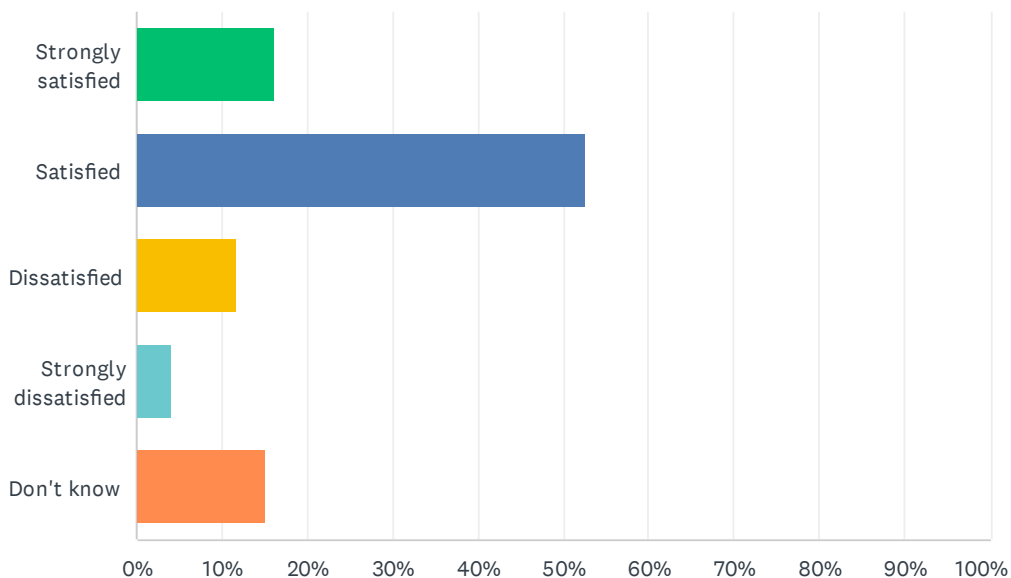
Answered: 2,592 Skipped: 333



ANSWER CHOICES	RESPONSES	
Strongly agree	32.87%	852
Agree	49.65%	1,287
Disagree	8.68%	225
Strongly disagree	3.97%	103
Don't know	4.82%	125
TOTAL		2,592

Q24 How satisfied are you with the Division’s commitment to engaging stakeholders—including parents and caregivers—about matters that affect decision-making and public education?

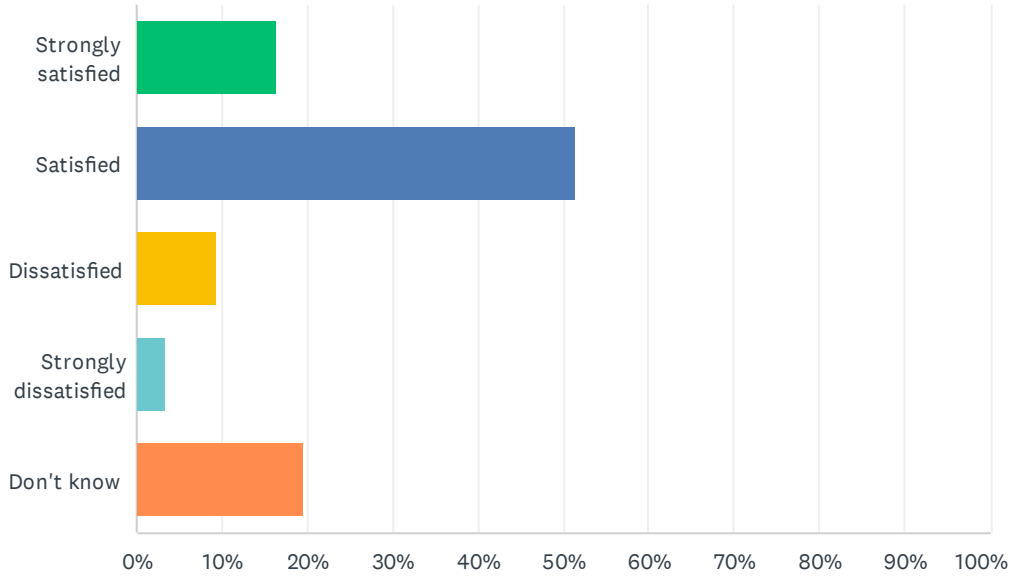
Answered: 2,595 Skipped: 330



ANSWER CHOICES	RESPONSES	
Strongly satisfied	16.15%	419
Satisfied	52.76%	1,369
Dissatisfied	11.79%	306
Strongly dissatisfied	4.08%	106
Don't know	15.22%	395
TOTAL		2,595

Q25 How satisfied are you with the Division’s commitment to advocating for public education?

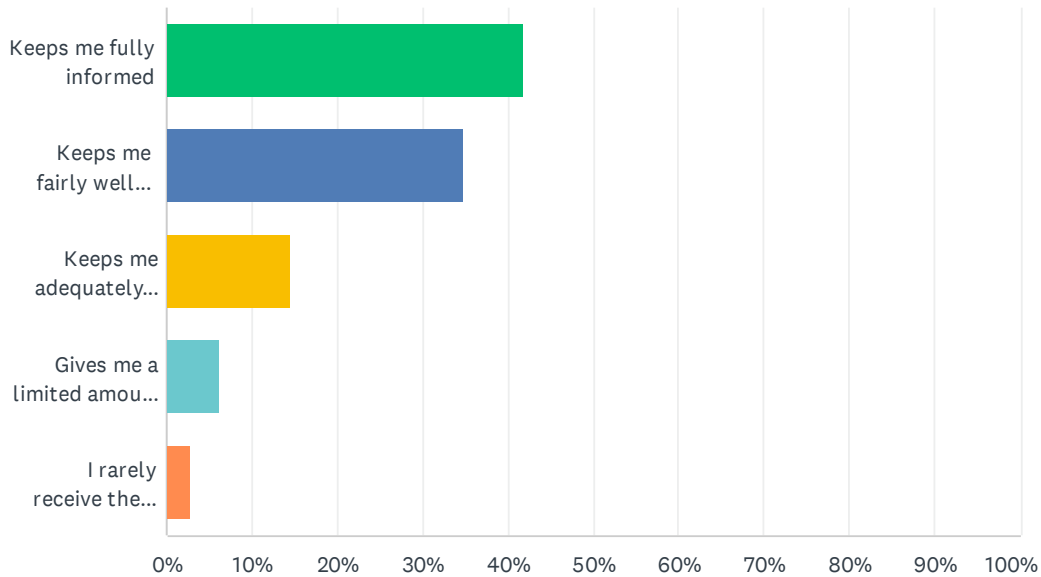
Answered: 2,593 Skipped: 332



ANSWER CHOICES	RESPONSES	
Strongly satisfied	16.43%	426
Satisfied	51.29%	1,330
Dissatisfied	9.33%	242
Strongly dissatisfied	3.32%	86
Don't know	19.63%	509
TOTAL		2,593

Q26 Elk Island Public Schools appreciates the opportunity to stay connected with parents about news, activities, programs and other matters of importance. What is your impression of the communication you receive from your child's school?

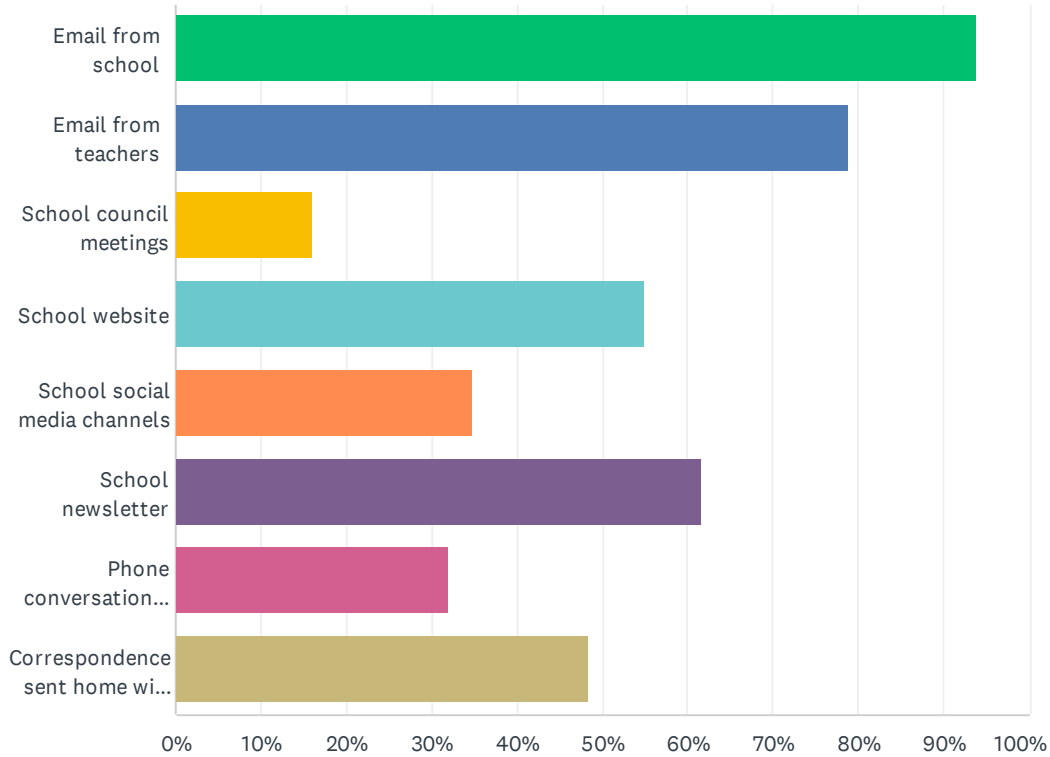
Answered: 2,577 Skipped: 348



ANSWER CHOICES	RESPONSES	
Keeps me fully informed	41.79%	1,077
Keeps me fairly well informed	34.69%	894
Keeps me adequately informed	14.51%	374
Gives me a limited amount of information	6.21%	160
I rarely receive the information I need	2.79%	72
TOTAL		2,577

Q27 Do you regularly make use of the following to keep up to date on school activities, programs, etc.? Check all that apply.

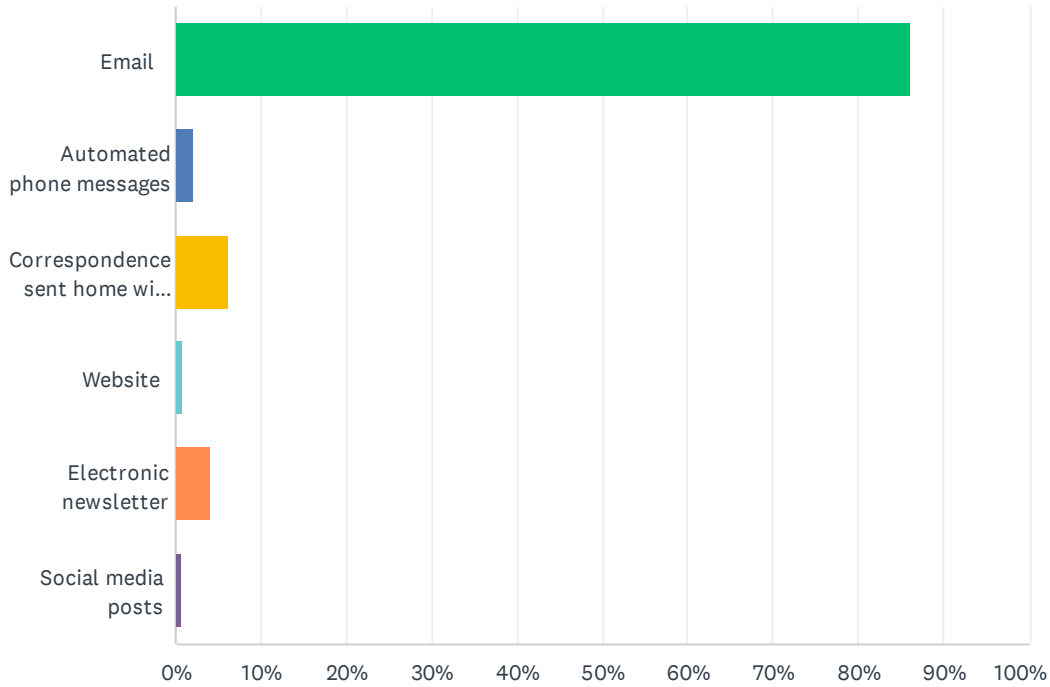
Answered: 2,568 Skipped: 357



ANSWER CHOICES	RESPONSES	
Email from school	93.85%	2,410
Email from teachers	78.86%	2,025
School council meetings	15.89%	408
School website	55.02%	1,413
School social media channels	34.70%	891
School newsletter	61.53%	1,580
Phone conversations with the school or teachers	32.01%	822
Correspondence sent home with my child	48.48%	1,245
Total Respondents: 2,568		

Q28 What is your most preferred method of communication from the school and Division?

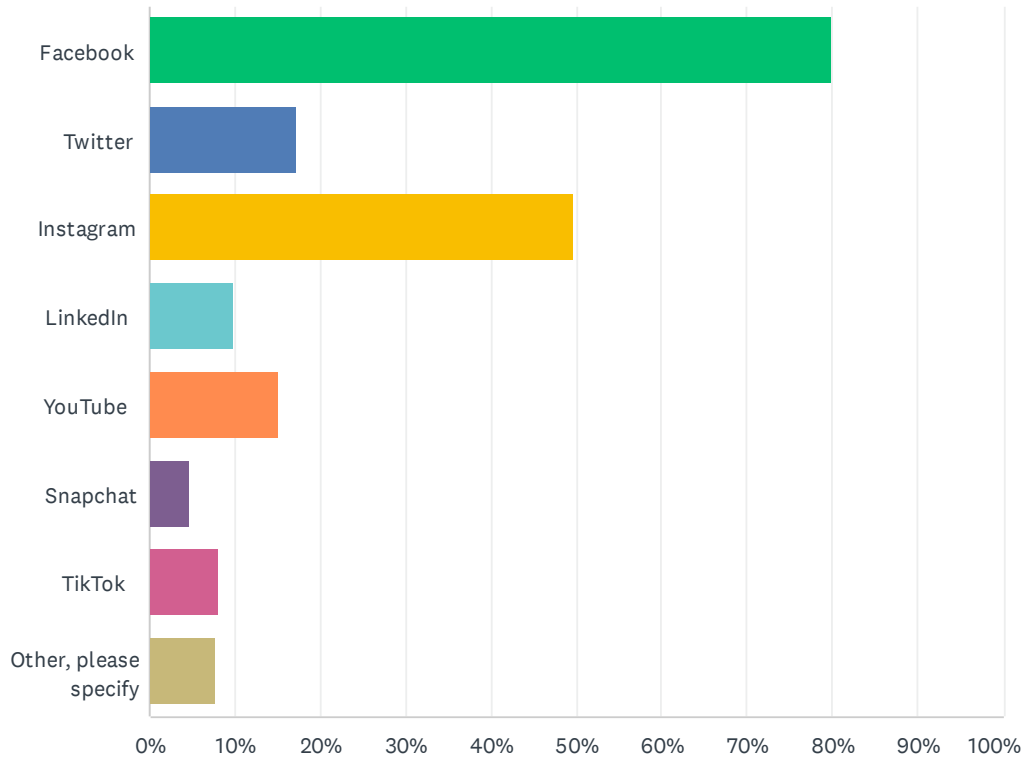
Answered: 2,570 Skipped: 355



ANSWER CHOICES	RESPONSES	
Email	86.07%	2,212
Automated phone messages	2.18%	56
Correspondence sent home with my child	6.11%	157
Website	0.82%	21
Electronic newsletter	4.12%	106
Social media posts	0.70%	18
TOTAL		2,570

Q29 The Division and schools often share news and information on social media. Which of the following platforms do you use? Check all that apply.

Answered: 2,235 Skipped: 690



ANSWER CHOICES	RESPONSES	
Facebook	80.00%	1,788
Twitter	17.32%	387
Instagram	49.71%	1,111
LinkedIn	9.80%	219
YouTube	15.17%	339
Snapchat	4.79%	107
TikTok	8.05%	180
Other, please specify	7.65%	171
Total Respondents: 2,235		