



# INFORMATION REPORT

**DATE:** April 20, 2023

**TO:** Board of Trustees

**FROM:** Mark Liguori, Superintendent

**SUBJECT:** Andrew School

**ORIGINATOR:** Mark Liguori, Superintendent

**RESOURCE STAFF:** Sandra Stoddard, Associate Superintendent, Supports for Students  
Brent Billey, Associate Superintendent, Human Resources  
Dave Antymniuk, Division Principal, Education Executive  
Lisa Weder, Director, Student Transportation  
Laura McNabb, Director, Communication Services  
Calvin Wait, Director, Facility Services  
Brent Dragon, Assistant Director, Planning  
Candace Cole, Secretary-Treasurer, Business Services

**REFERENCE:** *Education Act*, Section 62, Closure of schools  
Board Policy 15: School Closure and Program Reduction

**EIPS PRIORITY:** Promote growth and success for all students  
Enhance high-quality learning and working environments

**EIPS GOAL:** Success for every student  
Quality infrastructure for all

**EIPS OUTCOME:** Students are engaged with their learning and achieve student-learning outcomes.  
Learning and working environments are supported by effective planning, management and investment in Division infrastructure.

---

**ISSUE:**  
**That the Board of Trustees receives for information the Andrew School Report.**

**BACKGROUND:**  
Andrew School is a Kindergarten to Grade 6 school located in the Village of Andrew, a small rural farming community in the northeast region of Lamont County. The Board of Trustees of Elk Island Public Schools is the registered owner of the Andrew School site. The Village of Andrew owns a facility adjoined to the Andrew School and the Board shared in the construction costs of this facility– namely a library, corridor and a mechanical room. Currently the Village of Andrew leases from the Board the land required for this facility, which includes parking, grounds and sidewalks. The lease established was a dollar per year for a period of 99 years.



The 2021 Census reported a population of 366 in the Village of Andrew census subdivision. An analysis of census data from 2016-21 shows an overall population decline of 13.9% for the Village of Andrew (see Attachment 4 - Census - Population Change).

The original Andrew School was constructed in 1957 with an area of 1,026 square metres. Additions were done in 1964, 1980, and 1991 to bring the total gross floor area of Andrew School to 3,556 square metres. Following that, the Village of Andrew added 859 square metres along with 80 square metres of circulation space for a combined building total gross area of 4,495 square metres. The series of additions and renovations to Andrew School were completed to improve the facility condition as well as teaching and learning environments.

With respect to the facility condition of Andrew School facility, over the life of the school building, there have been numerous roof leaks, ice damming issues and sprinkler system leaks. As a result, interior damage to drywall and flooring has been sustained. The cost to repair the damage to Andrew School and the Village offices, from January 2017 to date, has been approximately \$305,000. Furthermore, since 2015, maintenance and renovation work completed on the Andrew School building amounts to an additional \$680,000.

As well, the Andrew School sprinkler system installation, dating back to 1992, has been questionable. In 2003 the sprinkler system froze, flooding the school and town hall it was determined the sprinkler system piping was degraded due to standing water in the sprinkler piping. As such, an annual preventative maintenance program was put in place to drain the low spots on the sprinkler system in the fall to prevent further flooding. An inspection of the system was undertaken this past year, by Global Tech Group to determine pipe routing within the school, level of corrosion and sediment in the system. To facilitate the inspection, access above the gypsum board ceilings was required and it was found at that time, that the sprinkler system was being used incorrectly. It had been, installed as a dry system, which has no slope to the piping, rather than a wet system, which has a slope for drainage. An estimate to replace the sprinkler system in its entirety has been provided at a cost of \$1,020,000, not including contingency, asbestos abatement or GST.

As noted above, over the life of the building there have been many leaks causing damage throughout the structure. Roof repairs have been undertaken as required, as well as the introduction of heat tracing to address ice damming that has occurred on an annual basis. On February 18, 2022, EIPS commissioned Elements Roof Management Consulting to conduct and evaluate the condition of the steel roofing and other roofing assemblies installed on the building. The purpose of the roof evaluation was to review locations where water entry or condensation is occurring and correlate this moisture activity to the installation characteristics of the steel roof, the ventilation aspects of the roof assembly and ice damming phenomena. The cost to replace the steel roof in its entirety with ventilation and membrane upgrades is \$2,272,900—not including contingency, asbestos abatement or GST. The building is at the end of its functional life and without a significant investment of (approximately \$3,292,900) by both EIPS and the Village of Andrew, the building will not be occupiable in the immediate future.

In addition to infrastructure concerns, Andrew School continues to have declining student enrolment. Historically, Andrew School was a K-12 school, but a consistent drop in student registration, as well as programming challenges at both the senior and junior high level, led to program closures. The senior high program closed June 30, 2019, at which time there were 18 students registered in grades 10-12. The junior high program closed on June 30, 2020, at which time there were 10 students registered in grades 7-



9. While the school may be an important fixture in the community, providing a hub for the village and adjacent rural areas, an historical trend of declining enrolment has made it increasingly challenging to provide high quality educational programming for students.

Currently, Andrew School has a student capacity of 385, however as of Sept. 29, 2022, only 62 Kindergarten to Grade 6 students were registered for the 2022-23 school year - for a total utilization rate of 15 per cent. Data indicates that there are 72 students in Kindergarten to Grade 6 who reside within the attendance boundary and attend an EIPS school – with 61 attending Andrew School and one additional student from outside the Division. The current staffing levels at the school include: one administrator, 3.5 FTE teachers, 3.0 FTE Educational Assistants, one part-time librarian and 1.0 FTE office support staff. In reviewing the current enrolment data for the 2022-23 school year, a total of 11 students who reside within the Andrew attendance area chose to attend another EIPS school:

- Mundare School: 3 students
- Lamont Elementary: 8 students

As of March 1, 2023, the total projected student population for the 2023-24 school year continues to decrease with only 44 student registrations. The breakdown is as follows:

- Kindergarten: 3 students
- Grade 1: 15 students
- Grade 2: 8 students
- Grade 3: 3 students
- Grade 4: 5 students
- Grade 5: 6 students
- Grade 6: 4 students

These numbers would necessitate classroom configurations of a K/1/2 combined classroom with 26 students when the kindergarten students attend half time programming and 23 students when the kindergarten students do not attend. Furthermore, the second classroom configuration would be a 3/4/5/6 combined classroom comprised of 18 students. Both scenarios highlighted above would not provide quality programming for teachers or learners.

Looking forward, the number of pre-school aged children, that's children aged one, two, three or four, who are eligible to attend Andrew School is projected to be 30. In 2021 the number of pre-school aged children was 40 indicating the decreasing enrolment trend is anticipated to continue.

## **CONSIDERATIONS AND ANALYSIS OF A POTENTIAL ANDREW SCHOOL CLOSURE**

- I. How the closure would affect the attendance area defined by the school  
The current Andrew School attendance boundary covers a wide area. Its most easterly boundary is Range Road 153, most westerly boundary Range Road 183, most southerly boundary Township Road 545, and most northerly boundary Township Road 586 (see Attachment 5 - Lamont County Elementary Rural Attendance Boundaries). If the K-6 program were to be closed at Andrew School, only the elementary attendance area would be changed.
- II. How the closure would affect the attendance at other schools  
Currently there are 44 students registered for elementary school programming at Andrew for the 2023-24 school year (see Attachment 6 - 2023-24 Andrew K-6 Student Residence). These students could be re-designated to Lamont Elementary, Mundare Elementary/Junior High or A.L. Horton

School. The addition of these students would have minimal impact on each school's overall enrolment and capacity.

- As of Sept. 29, 2022, Lamont Elementary had a student head count of 294 students. The total student capacity is 489 and the utilization rate is 62 per cent. Enrolment projections for Lamont Elementary indicate a slightly declining enrolment trend (see Attachment 7 - Lamont Elementary Enrolment).
- As of Sept. 29, 2022, AL Horton had a student head count of 352 students. The school has a net capacity of 453 students and a utilization rate of 80 per cent. Enrolment projections for A.L. Horton indicate a relatively stable enrolment trend (see Attachment 7 – A.L. Horton Enrolment).
- As of Sept. 29, 2022, Mundare had a student head count of 113 students. The school has a total capacity of 241 students and a utilization rate of 48 per cent. Enrolment projections for Mundare indicate a relatively stable enrolment trend (see Attachment 7 - Mundare Enrolment).

An additional consideration for Andrew students may be the following of junior high and high school siblings to a non-designated school.

III. Information on the Board's long-range capital plan

No capital projects are planned for Andrew School or Mundare. A.L. Horton/Vegreville Composite High is identified in the Three-Year Capital Plan which is Priority 3 and Priority 6 is a request for a Value Scoping session for all of Lamont County schools.

Priority	School(s)	Sector	Year 1	Capacity	Cost (Millions)
1	Rudolph Hennig Junior High, Fort Saskatchewan High	3	<i>New School:</i> Replace Rudolph Hennig Junior High and Fort Saskatchewan High into one new facility on the Southridge site— result of the 2018 Fort Saskatchewan value scoping session	1,400 <sup>^</sup>	\$79.8
2	James Mowat Elementary	3	<i>New School:</i> Replace James Mowat Elementary on the Westpark site— result of the 2018 Fort Saskatchewan value scoping session	650	\$27.9
Priority	School(s)	Sector	Year 2	Capacity	Cost
3	A.L Horton Elementary, Vegreville Composite High	5	<i>Major Modernization:</i> Modernize and expand Vegreville Composite High to accommodate grades K-12 programming—result of the 2022 Vegreville value scoping session	765	\$48.3
4	Win Ferguson Elementary	3	<i>Major Modernization:</i> Modernize Win Ferguson Elementary—result of the 2018 Fort Saskatchewan value scoping session	470	\$21.3

5	Salisbury Composite High	1	<i>Major Modernization:</i> Modernize Salisbury Composite High—result of the 2020 Sherwood Park value scoping session	1,978	\$90
Priority	School(s)	Sector	Year 3	Capacity	Cost
6	Sector 4 value scoping session	4	<i>Engagement:</i> Conduct a Sector 4 value scoping session—planning funds only	TBD	n/a
7	Cambrian Crossing area	1	<i>New School:</i> Build a new school in Cambrian Crossing	950	n/a

^opening capacity—expandable to 1,600.

IV. The number of students who would need to be relocated as a result of the closure  
44 K-6 students, who have pre-registered would be relocated to either Lamont Elementary, Mundare School or A.L. Horton School.

V. The need for, and extent of, busing

To accommodate transportation for re-designated students in grades K-6 at Andrew School, it was necessary to conduct a complete optimization of the Andrew attendance area. The optimization included all students residing in the Andrew attendance boundary including those who attend Lamont and Vegreville schools. Further, the optimization is reflective of the student enrolment for the 2023-24 school year and includes 100 students.

The optimization includes three proposed options. All three options have been created using the current fleet of six buses utilized to transport students grade K-12 residing in the Andrew attendance area to Andrew, Lamont, Mundare and Vegreville. The optimization does not reflect bus capacities nor consider student transportation funding allocations given the sparsity of the student population in this attendance area.

**Option “A”** designates grade K-6 students residing in the current Andrew elementary attendance boundary to Mundare School. This option uses two buses to transport students to Lamont, two buses to Mundare, and two buses to Vegreville. The students attending Lamont and Mundare will have a direct ride to their respective schools while students attending Vegreville schools will transfer at Vegreville Composite High. In this option, the buses will need to travel an additional 454 kilometers a day at a cost of \$93,021 per year. This cost is based on the current contract agreement and the current cost of diesel fuel.

Current Average AM Ride Time	50 min	Option “A” Average AM Ride Time	52 min
Current Average PM Ride Time	49 min	Option “A” Average PM Ride Time	55 min
Current Longest AM Ride Time	115 min	Option “A” Longest AM Ride Time	113 min
Current Longest PM Ride Time	111 min	Option “A” Longest PM Ride Time	105 min

*\*A detailed ride time comparison has been provided as an attachment.*

**Andrew K-6 Student Only			
Current Average AM Ride Time	32 min	Option “A” Average AM Ride Time	55 min

Current Average PM Ride Time	31 min	Option "A" Average PM Ride Time	56 min
Current Longest AM Ride Time	75 min	Option "A" Longest AM Ride Time	113 min
Current Longest PM Ride Time	58 min	Option "A" Longest PM Ride Time	96 min

*\*A detailed ride time comparison has been provided as an attachment.*

**Option "B"** designates grade K-6 students residing in the Village of Andrew to Mundare School. Students residing outside the Village of Andrew but inside the Andrew Elementary Boundary attendance area will follow the current Lamont Junior/Senior and Vegreville Junior/Senior attendance boundaries. This option uses two buses to transport students to Lamont, one bus to Mundare, and three buses to Vegreville. The students attending Mundare, and Lamont will have a direct ride to their respective schools while students attending Vegreville schools will transfer at Vegreville Composite High. In this option, the buses will need to travel an additional 201 kilometers a day at a cost of \$41,183 per year. This cost is based on the current contract agreement and the current cost of diesel fuel.

Current Average AM Ride Time	50 min	Option "B" Average AM Ride Time	49 min
Current Average PM Ride Time	49 min	Option "B" Average PM Ride Time	57 min
Current Longest AM Ride Time	115 min	Option "B" Longest AM Ride Time	93 min
Current Longest PM Ride Time	111 min	Option "B" Longest PM Ride Time	120 min

*\*A detailed ride time comparison has been provided as an attachment.*

**Andrew K-6 Student Only			
Current Average AM Ride Time	32 min	Option "B" Average AM Ride Time	48 min
Current Average PM Ride Time	31 min	Option "B" Average PM Ride Time	59 min
Current Longest AM Ride Time	75 min	Option "B" Longest AM Ride Time	93 min
Current Longest PM Ride Time	58 min	Option "B" Longest PM Ride Time	120 min

*\*A detailed ride time comparison has been provided as an attachment.*

**Option "C"** designates grade K-6 students residing in the current Andrew Elementary Boundary to follow their older siblings to either the current Lamont Junior/Senior or Vegreville Junior/Senior attendance boundaries. This option uses three buses to transport students to Lamont and three buses to Vegreville. The students attending Lamont will have a direct ride to their respective schools while students attending Vegreville schools will transfer at Vegreville Composite High. In

this option, the buses will need to travel an additional 238 kilometers a day at a cost of \$48,764 per year. This cost is based on the current contract agreement and the current cost of diesel fuel.

Current Average AM Ride Time	50 min	Option "C" Average AM Ride Time	50 min
Current Average PM Ride Time	49 min	Option "C" Average PM Ride Time	55 min
Current Longest AM Ride Time	115 min	Option "C" Longest AM Ride Time	80 min
Current Longest PM Ride Time	111 min	Option "C" Longest PM Ride Time	105 min

*\*A detailed ride time comparison has been provided as an attachment.*

**Andrew K-6 Student Only			
Current Average AM Ride Time	32 min	Option "C" Average AM Ride Time	52 min
Current Average PM Ride Time	31 min	Option "C" Average PM Ride Time	55 min
Current Longest AM Ride Time	75 min	Option "C" Longest AM Ride Time	88 min
Current Longest PM Ride Time	58 min	Option "C" Longest PM Ride Time	79 min

*\*A detailed ride time comparison has been provided as an attachment.*

With respect to bussing, the cost, depending on the option chosen, would result in an increase of transportation costs ranging from \$41,183 to \$93,021 per year.

VI. Program implications for other schools and for the students when they are attending other schools  
Currently, there are no system programs at Andrew School that would require accommodation at another school. Additionally, as all potential receiving schools have excess capacity, the addition of students from Andrew School would not cause accommodation challenges and could help support additional programming opportunities.

VII. The educational and financial impact of closing the school, including the effect on operational and capital implications

**EDUCATIONAL IMPACT**

If the closure of grades K-6 at Andrew School was approved, the programming with respect to classroom configurations would improve. More students in a grade are likely to reduce the need for triple grades in a classroom and could result in combined or even single grade classrooms for instruction. Supports for Students will be available to provide assistance and develop a transition plan to help students move to their new school location if this occurs.

## FINANCIAL IMPACT

Andrew school is a small rural school and as such is funded by a block amount by Alberta Education based on a weighted moving average. If closed, the net impact to the Division would be a re-allocation of those students (and corresponding per pupil allocation) to other EIPS schools. As such, the Division's base funding would increase for the number of students that remain with EIPS. If all 44 students calculated for the spring enrolment remained for the 2023-24 school year, that would mean an increase in base funding by \$139,560.58. There is also the potential that some students may no longer remain with EIPS and therefore, the corresponding revenue would be lost.

As well, further revenue impacts with the closure of Andrew school would include the following:

- Loss of Operations and Maintenance funding for the 2023-24 school year is calculated to be \$170, 839.
- IMR funding would decrease slightly because the overall metres squared would change. The reduction in funding for the 2023-24 School year is calculated to be \$12,703.

However, with respect to the potential closure of Andrew School, expenditures will reduce in the area of Plant, Operations and Maintenance and insurance, as the building will no longer be utilized by EIPS. Andrew School's operational and maintenance costs over the past two years have been:

	2021-22	2020-21
Water	5,584	4,939
Waste-other	1,223	-
Garbage	658	670
Natural Gas	23,451	12,573
Electricity	39,463	32,474
Insurance	7,393	12,130
Custodial	82,796	69,904
Snow Removal	1,829	1,800
Maintenance work orders	34,661	44,540
Total	197,056	179,035

Furthermore, if Andrew School was to close, EIPS would look to dispose of the asset as per the Closure of Schools and the Disposition of Property regulation. With respect to a potential closure of Andrew School, the Division has options related to the selling of the land and building, which all have financial implications:

1. EIPS owns both the building and the land - which is non-reserve land. As such, the Municipal Government Act does not apply and there is no legal obligation for the property to be transferred to the municipality. That means, if Andrew School closes, the Division could offer to sell the property at market rate, in accordance with the *Education Act* and the Disposition of Property Regulation with the approval of the Minister.
2. The Division could also decide to transfer the building and the land to the municipality with the approval of the Minister.

Ultimately, if no entity wishes to retain the facility, EIPS may be responsible for demolition costs. Capital Project funding or school board reserves are the two sources for demolition of a closed school. Boards can include a stand-alone project on their Capital Plan, if there is a health and safety



aspect that should be considered a priority for funding. Additionally, the current reciprocal use agreement in place with the Village of Andrew would indicate that there would be a cost share for the demolition, one-third of the cost borne by the Village, two-thirds by the school division. The total cost for demolition is estimated to be over \$400,000.

Until the asset is disposed of, there will continue to be some operation and maintenance costs incurred monthly such as minimum utilities and insurance.

As well, as per the funding manual, the proceeds on disposal of supported tangible and capital assets, must be credited to unspent deferred capital contributions, for investment in supported tangible capital assets. With respect to the possible closure of Andrew School, there will be no impact to the Division's bottom line as there is no gain/loss on disposal, as it is financially supported. The original Andrew building is fully amortized as is the storage shed. That means Net Book Value (NBV) = 0 (asset value less accumulated depreciation). The other assets, (playground, roofing and CCTV security system) still have a NBV but because the Division received external funding for these (playground through donations and roofing and equipment through IMR/CMR) when we dispose of these assets, there will not be a loss on the financial statements.

If the school was to close, costs for moving furniture and equipment to alternate schools would be estimated to be between \$40,000-50,000. As well, staffing costs and supplies to Andrew School would no longer be incurred (hence no impact to the Division). While there would be increased costs to the schools that the 44 students attend, the increase in revenue to the base funding would cover those increased costs (net neutral).

With respect to busing, the cost, depending on the option chosen, would result in an increase of transportation costs ranging from \$41,183 to \$93,021 per year.

VIII. The educational and financial impact if the school were to remain open.

*EDUCATIONAL IMPACT*

If the elementary programming were to remain at Andrew School, there would continue to be low enrolment numbers, which are not sustainable, especially in light of the small number of kindergarten students registered (3) for the upcoming year. Due to low enrolment, class configuration will require combined grades and staffing (both support and classified staff) as well as administration and counselling time will be significantly impacted. Equity of programming and opportunities for Andrew students will be an issue.

*FINANCIAL IMPACT*

The financial impact to Andrew falls in to three broad areas:

- Firstly, Andrew Schools cost per student would remain the highest in the Division at \$16,682 (School Status Report, Jan. 19, 2023) versus the average EIPS student cost of \$7,141.
- The low student numbers at Andrew School affect funding for the school. As the province uses a weighted moving average (WMA) for funding, with a block grant for small schools, the WMA for Andrew school for 2023-24 will be 48.25, based on returning student registration numbers. This in turn will move Andrew School, for funding purposes, from Group 3 to Group 2, which is a decrease from \$663,772 to \$481,770, or a net loss in revenue of \$182,002. An associated cut in staffing would need to occur.

- The building is at the end of life and without a significant investment (approximately \$3,292,900) in infrastructure by both EIPS and the Village of Andrew, the building will not be occupiable in the immediate future.
  - An estimate to replace the sprinkler system in its entirety has been provided at a cost of \$1,020,000, not including contingency, asbestos abatement, or GST.
  - The cost to replace the steel roof in its entirety with ventilation and membrane upgrades is \$2,272,900 not including contingency, asbestos abatement, or GST.
- Andrew School's operational and maintenance costs over the past few years have been \$197,056 in 2021-22 and \$179,035 in 2020-21. Ongoing costs similar to what has been reported would be incurred yearly. These ongoing costs would be offset by the continued funding from the province of:
  - Operations and Maintenance funding for the 2023-24 school year is calculated to be \$170,839.
  - IMR funding calculated based on Andrew School square area would continue for the 2023-24 School year to include \$12,703.

## **CURRENT SITUATION OR KEY POINT:**

If approved, EIPS will communicate with parents, staff and stakeholders in regard to process and next steps to be completed during the 2022-23 school year.

## **ATTACHMENT(S):**

1. [Board Policy 15: School Closure and Program Reduction](#)
2. *Education Act*, Section 62, Closure of schools
3. Andrew School Population History
4. Census Population Change Data
5. Lamont County Elementary, Junior and Senior High Rural Attendance Boundaries
6. Scatter Plot Map: 2023-24 Andrew K-6 Student Residence
7. Lamont Elementary, A.L Horton and Mundare Enrolment

## Policy 15

# SCHOOL CLOSURE AND PROGRAM REDUCTION

The Board of Trustees recognizes that due to changes in enrolment, shifts in demographics, or fiscal constraints, it may be necessary to close a school or modify the programs offered in a school or schools under its jurisdiction.

### Specifically

1. The authority of the Board is derived from and must comply with section 62 of the *Education Act* and the Disposition of Property Regulation, which provides that a board may, only by resolution, permanently or temporarily:
  1. close a school; or
  2. transfer students from one school building to another school building.
2. The Board may review school programs and school operations to determine the future of such schools when:
  1. the Board believes such a review will improve the availability of programs or efficiency of operations;
  2. the school determines enrolments and consequent funding threaten the viability of the school program;
  3. operating/maintenance/renovation/transportation costs place excessive demands on the Division's budget; or
  4. recommended by the Superintendent.
3. Where the Board is considering the closure of a school, or transfer of students from one school building to another school building, the Board shall:
  1. notify in writing the parents of every student enrolled in the school that may be affected; and
  2. notify in writing any other person, municipality or community organization who may be significantly affected.
4. For the purpose of school closure only, the Board shall:
  1. provide adequate opportunity for the public to respond to the Board's proposal to close the school;
  2. establish a process for the Board to consider public feedback; and
  3. request of administration a report which shall be presented at a public board meeting which sets out the following:
    1. how the closure would affect the attendance area defined for that school;
    2. how the closure would affect the attendance at other schools;
    3. information on the Board's long-range capital plan;
    4. the number of students who would need to be relocated as a result of the closure;
    5. the need for, and extent of, busing;
    6. program implications for other schools and for the students when they are attending other schools;
    7. the educational and financial impact of closing the school, including the effect on operational costs and capital implications; and

8. the educational and financial impact if the school were to remain open.
5. The Board shall use the following process and criteria to determine whether it has use for a school building that has been closed:
  1. The Board shall direct the administration to prepare a recommendation report that shall contain the following contents:
    1. a review of demographic factors relating to the school in the context of the overall Division;
    2. the length of time that the school building has been closed;
    3. consideration of the potential for other public educational uses for the school building, and the estimated cost;
    4. consideration of the potential for other levels of government or private entities to take ownership and operate the building for the public good; and
    5. any other criteria or issues that the administration considers relevant to the Board's decision.
6. When, in the opinion of the Minister, space is available in a school building, the Minister may direct the Board to make space available to another board.
7. The Board shall use the following process and criteria to determine, for the purposes of the *Municipal Government Act*, whether its interest in school reserve, municipal and school reserve, or municipal reserve is surplus to the Board's needs:
  1. The Board shall direct the administration to prepare a recommendation report that shall contain the following contents:
    1. review of enrolment trends within the area intended to be served by the school reserve, municipal and school reserve or municipal reserve;
    2. consideration of student accommodation and transportation issues;
    3. whether a school on the school reserve, municipal and school reserve or municipal reserve is included in the Board's capital plan;
    4. the length of time the school reserve, municipal and school reserve or municipal reserve has existed and has not been needed by the Board;
    5. a summary of the consultation, if any, with other boards with respect to their needs for the school reserve, municipal and school reserve or municipal reserve; and
    6. any other criteria or issues that the administration considers relevant to the Board's decision.

**Reference:**

Sections 11, 33, 53, 62, 192, 194, 222, 248, 249 *Education Act*

Last reviewed:	Last updated:
Dec. 14, 2015	Feb. 18, 2016
March 6, 2017	April 20, 2017

Jan. 25, 2018

Jan. 25, 2018

Jan. 29, 2019

Feb. 21, 2019

Dec. 10, 2019

Dec. 19, 2019

Dec. 8, 2020

Feb. 8, 2022

(b) receive payment, as determined by the board, for providing that service.

(2) A board is not under any liability to the parent of a student or to a student for negligence arising out of the student's being conveyed to and from school or the bus route pursuant to an agreement made under this section.

2019 c7 s16

#### **School day and year**

**60** A board shall determine and make publicly available for each school year the days, dates and number of days of school operation.

#### **Flags**

**61** A board shall ensure that the Canadian flag and the Alberta flag are displayed at each school operated by the board.

#### **Closure of schools**

**62(1)** A board may, only by resolution, permanently or temporarily

- (a) close a school, or
- (b) transfer students from one school building to another school building.

(2) A board shall establish, implement and make publicly available policies respecting the actions referred to in subsection (1).

(3) A policy established pursuant to subsection (2) must be consistent with any regulations made by the Minister under this section.

(4) Where a board is considering an action referred to in subsection (1), the board shall, in writing, notify

- (a) the parents of every student enrolled in the school that may be affected by the action considered under subsection (1), and
- (b) any other person, municipality or community organization who, in the opinion of the board, may be significantly affected.

(5) A policy established pursuant to subsection (2) related to the permanent closure of a school must provide for

- (a) adequate opportunity for the public to respond to the board's proposal to permanently close a school,
  - (b) a process by which the board shall fairly consider responses provided under clause (a),
  - (c) consideration of future growth or decline in student enrolment, and
  - (d) consideration of possible alternative educational or community uses for all or part of the school building.
- (6) Where a board decides to close a school permanently, the board shall notify the Minister in writing forthwith and include
- (a) the name of the school, and
  - (b) the effective date of the closure.
- (7) This section does not apply where the Minister directs a board to dispose of a school building pursuant to section 192.
- (8) The Minister may make regulations with respect to the permanent or temporary closure of schools by a board.

#### **Education services agreements for First Nations students**

- 63(1)** In this section, "Indian" means Indian as defined in the *Indian Act* (Canada).
- (2) The Minister may, by order, establish requirements or standards that apply to education services agreements between a board and
- (a) the Government of Canada or an agent of the Government of Canada, or
  - (b) a council of a band as defined in the *Indian Act* (Canada) or a person authorized by the council of a band,
- for the education of Indian children.
- (3) Where a board enters into an agreement with respect to the education of Indian children pursuant to subsection (2), the agreement must meet the requirements or standards established by the Minister.
- (4) The *Regulations Act* does not apply to an order made under subsection (2).

2012 cE-0.3 s63;2015 c6 s13

A History of the Number of Children in this Catchment

Age	2011	2012	2013	2014	2015	2016	2017	2018	2019	2020	2021	2022
1 to 4	35	35	40	30	30	25	30	45	40	40	40	30
5 to 8	40	35	35	35	40	43	53	40	40	30	40	48
9 to 12	35	35	35	35	35	35	30	30	35	48	55	40
13 to 16	40	38	38	38	35	35	40	38	35	30	35	40
1 to 16	150	143	148	138	140	138	153	153	150	148	170	158

A "Catchment" is that geographic area which represents the formal attendance boundary of a school.



## Profile table

Feedback

Note: Gender

Download

▶ Add a geography

▶ Add or remove data

Characteristic	Andrew, Village (VL) ⓘ Alberta [Census subdivision]		
	Counts		
	Total	Men +	Women +
<b>Population and dwellings</b>			
Population, 2021 <sup>1</sup>	366	...	...
Population, 2016 <sup>1</sup>	425	...	...
Population percentage change, 2016 to 2021	- 13.9	...	...
Total private dwellings <sup>2</sup>	238	...	...
Private dwellings occupied by usual residents <sup>3</sup>	192	...	...
Population density per square kilometre	310.1	...	...
Land area in square kilometres	1.18	...	...
<b>Age characteristics</b>			

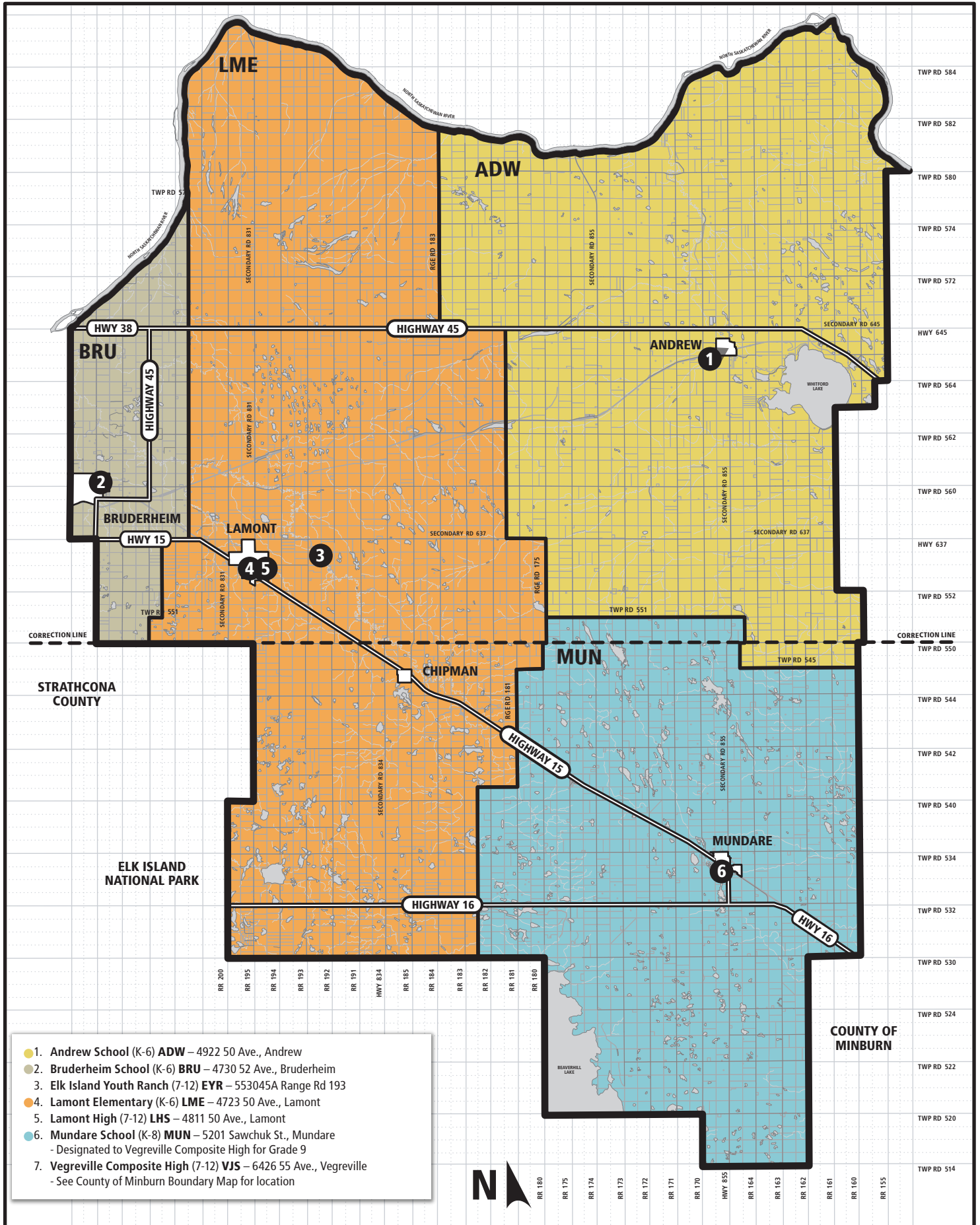
Statistics Canada. 2023. (table). *Census Profile*. 2021 Census of Population. Statistics Canada Catalogue no. 98-316-X2021001. Ottawa. Released February 8, 2023.

<https://www12.statcan.gc.ca/census-recensement/2021/dp-pd/prof/index.cfm?Lang=E> (accessed March 15, 2023).



# Lamont County ELEMENTARY ATTENDANCE BOUNDARIES

Updated March 10, 2023



- 1. Andrew School (K-6) **ADW** – 4922 50 Ave., Andrew
- 2. Bruderheim School (K-6) **BRU** – 4730 52 Ave., Bruderheim
- 3. Elk Island Youth Ranch (7-12) **EYR** – 553045A Range Rd 193
- 4. Lamont Elementary (K-6) **LME** – 4723 50 Ave., Lamont
- 5. Lamont High (7-12) **LHS** – 4811 50 Ave., Lamont
- 6. Mundare School (K-8) **MUN** – 5201 Sawchuk St., Mundare  
- Designated to Vegreville Composite High for Grade 9
- 7. Vegreville Composite High (7-12) **VJS** – 6426 55 Ave., Vegreville  
- See County of Minburn Boundary Map for location

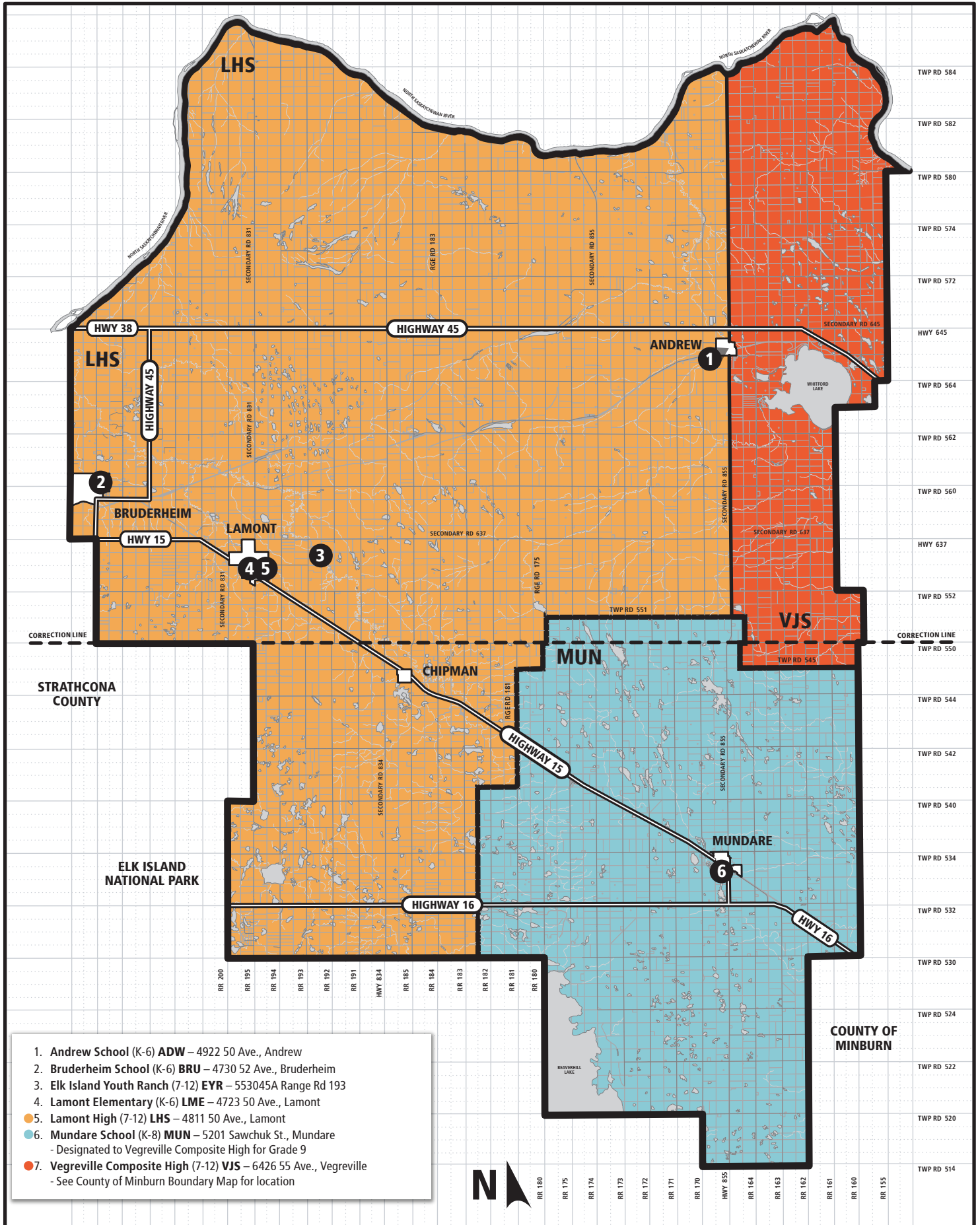




# Junior High Attendance Boundaries

## LAMONT COUNTY

Updated March 10, 2023



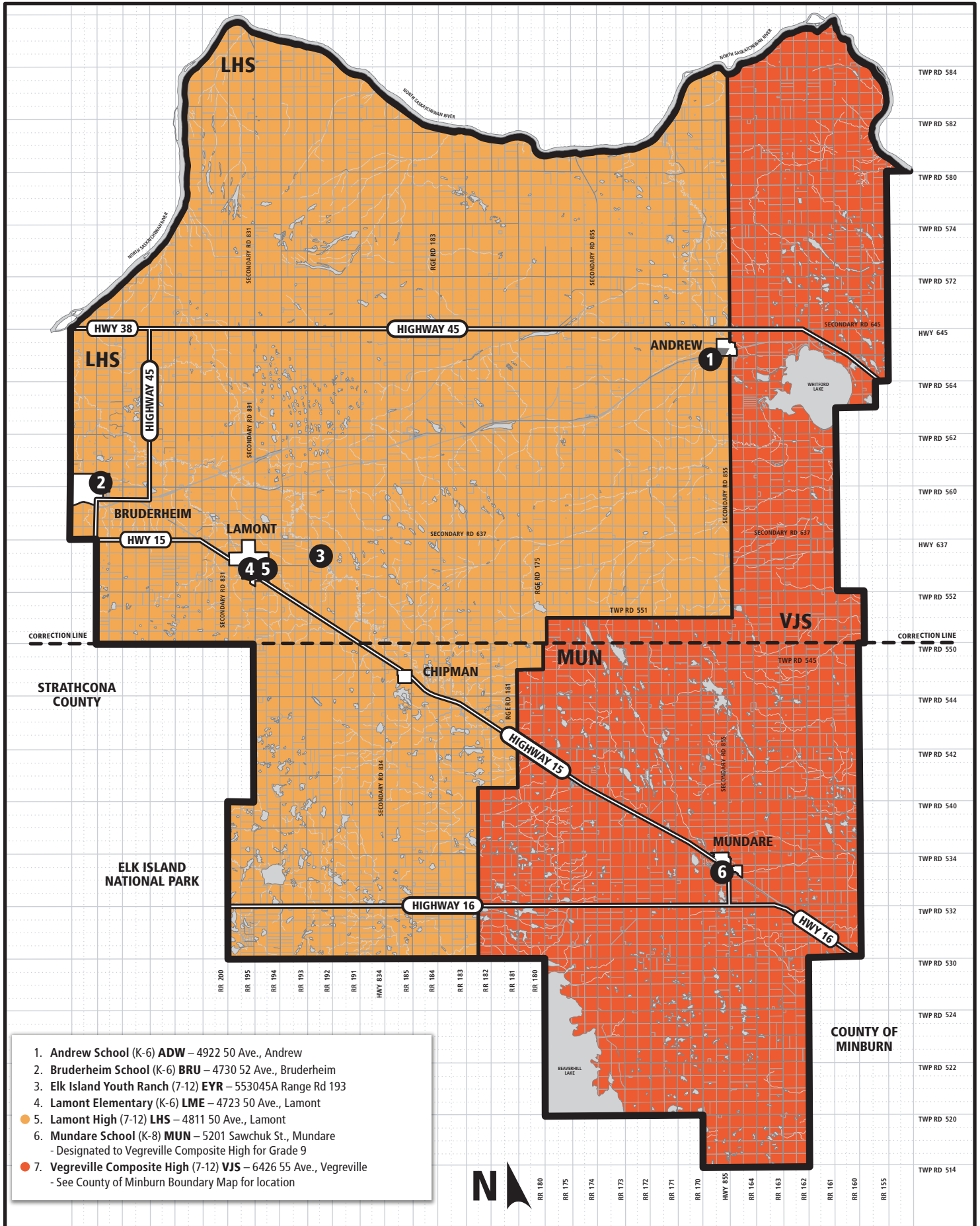
1. Andrew School (K-6) **ADW** – 4922 50 Ave., Andrew
2. Bruderheim School (K-6) **BRU** – 4730 52 Ave., Bruderheim
3. Elk Island Youth Ranch (7-12) **EYR** – 553045A Range Rd 193
4. Lamont Elementary (K-6) **LME** – 4723 50 Ave., Lamont
5. Lamont High (7-12) **LHS** – 4811 50 Ave., Lamont
6. Mundare School (K-8) **MUN** – 5201 Sawchuk St., Mundare  
- Designated to Vegreville Composite High for Grade 9
7. Vegreville Composite High (7-12) **VJS** – 6426 55 Ave., Vegreville  
- See County of Minburn Boundary Map for location





# Senior High Attendance Boundaries LAMONT COUNTY

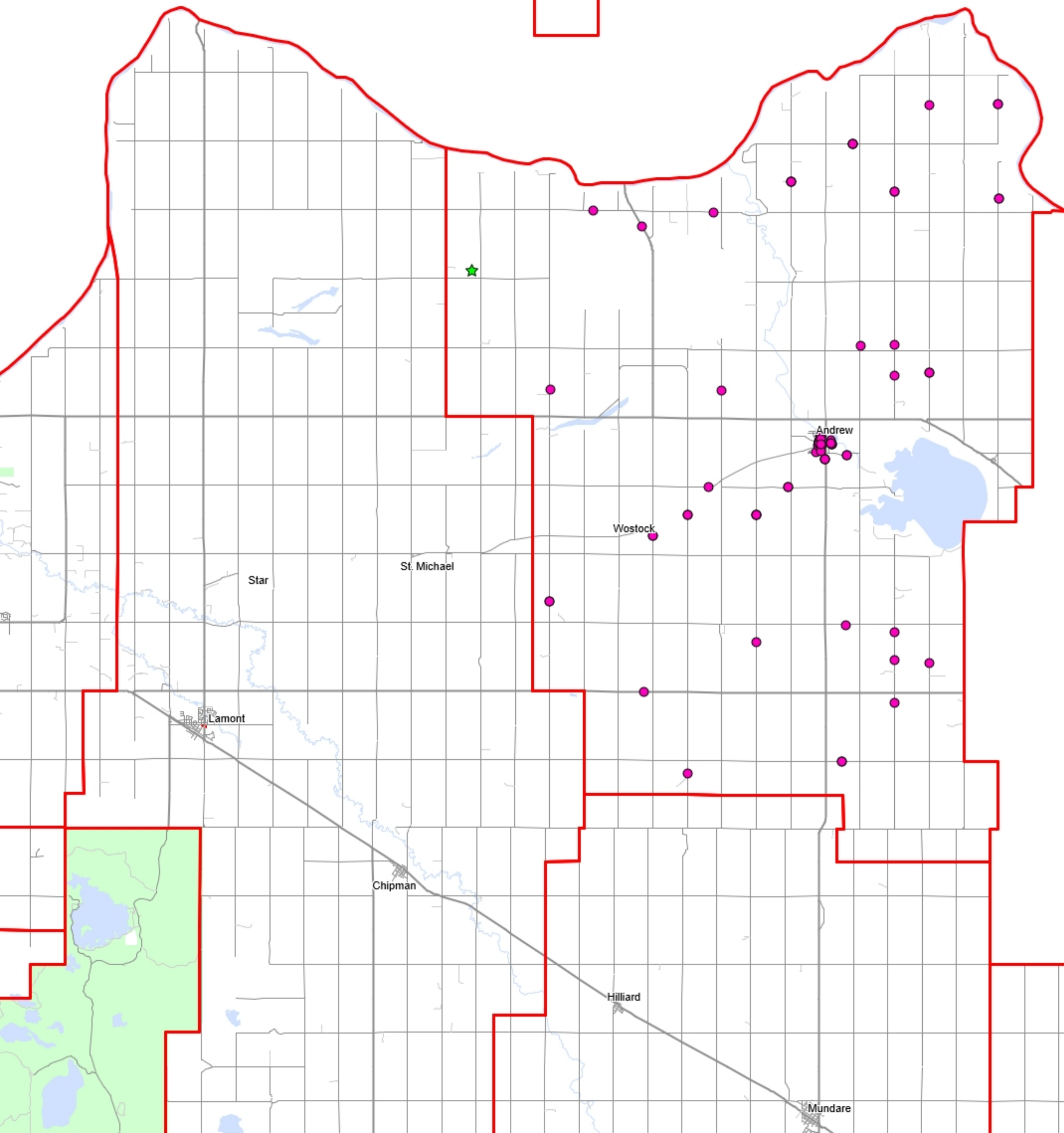
Updated March 10, 2023



- 1. Andrew School (K-6) **ADW** – 4922 50 Ave., Andrew
- 2. Bruderheim School (K-6) **BRU** – 4730 52 Ave., Bruderheim
- 3. Elk Island Youth Ranch (7-12) **EYR** – 553045A Range Rd 193
- 4. Lamont Elementary (K-6) **LME** – 4723 50 Ave., Lamont
- 5. Lamont High (7-12) **LHS** – 4811 50 Ave., Lamont
- 6. Mundare School (K-8) **MUN** – 5201 Sawchuk St., Mundare  
- Designated to Vegreville Composite High for Grade 9
- 7. Vegreville Composite High (7-12) **VJS** – 6426 55 Ave., Vegreville  
- See County of Minburn Boundary Map for location



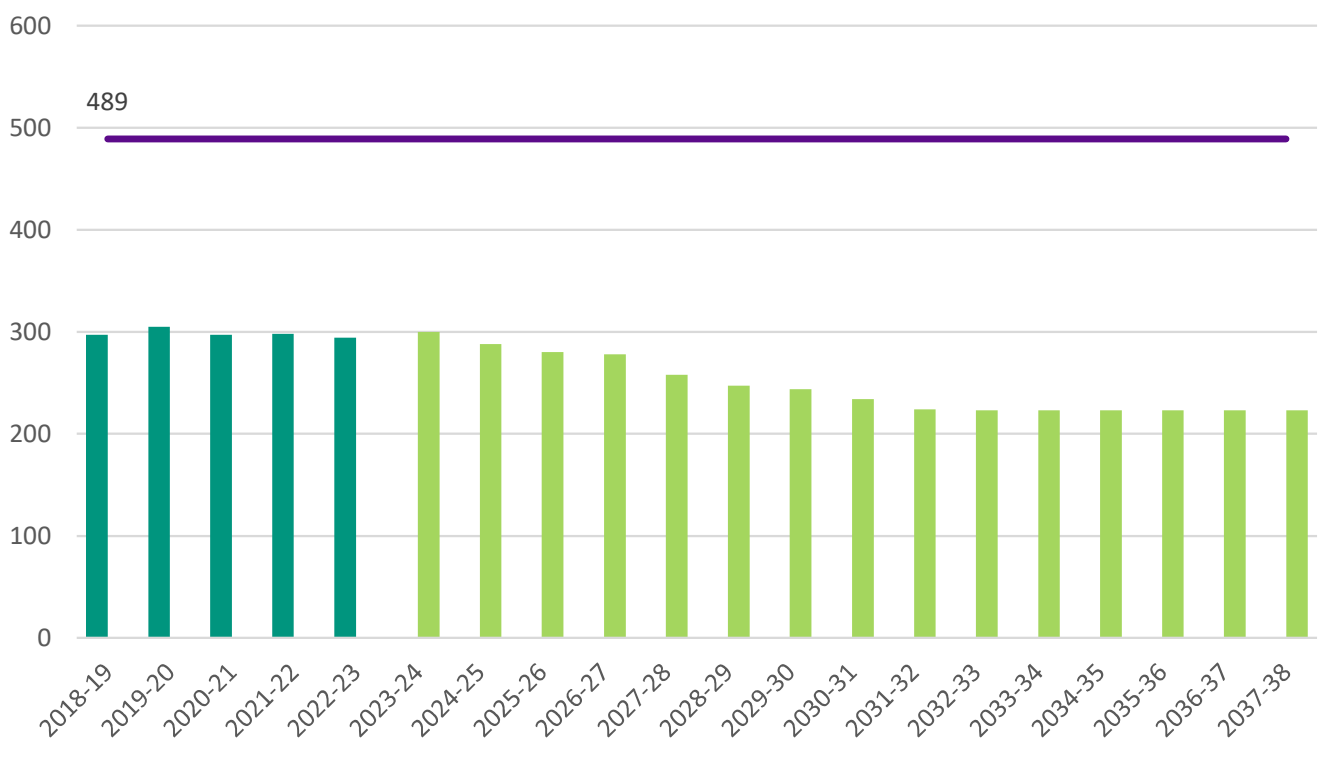
Aspen View R.D.



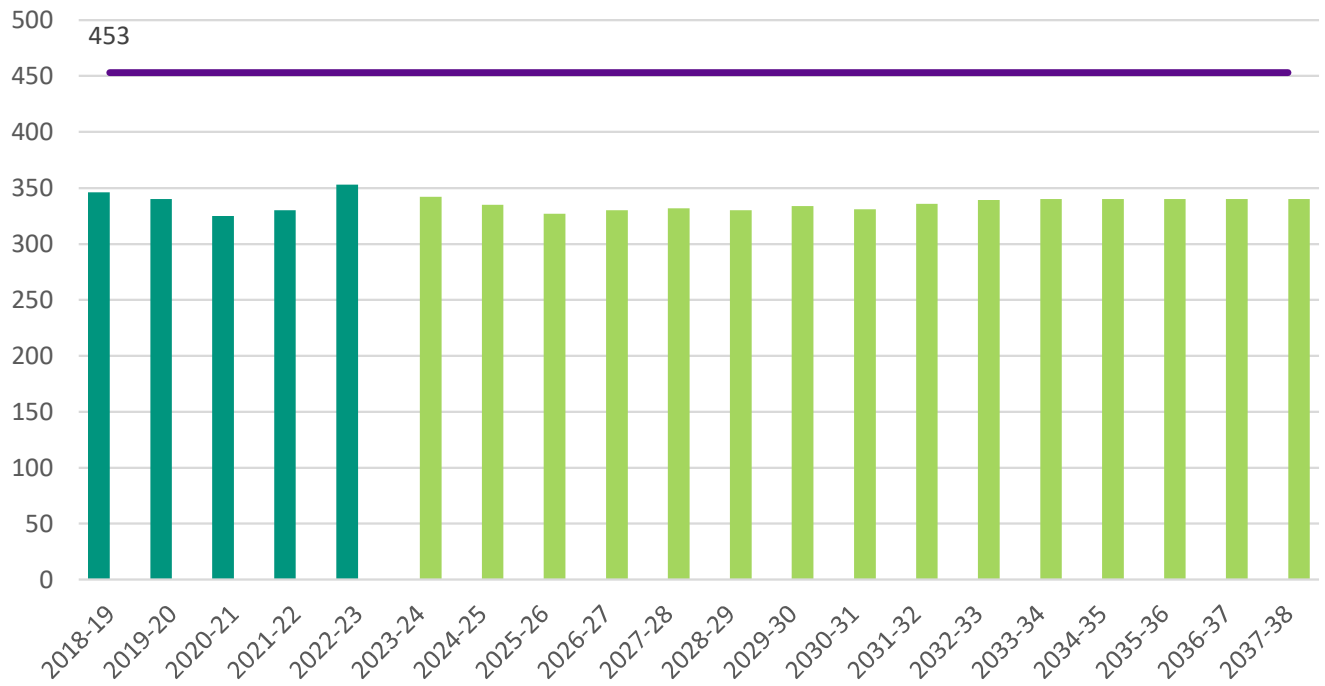
St. Paul Education R.D.



### Lamont Elementary (Head Count)



### A. L. Horton Elementary (Head Count)



### Mundare School (Head Count)

