

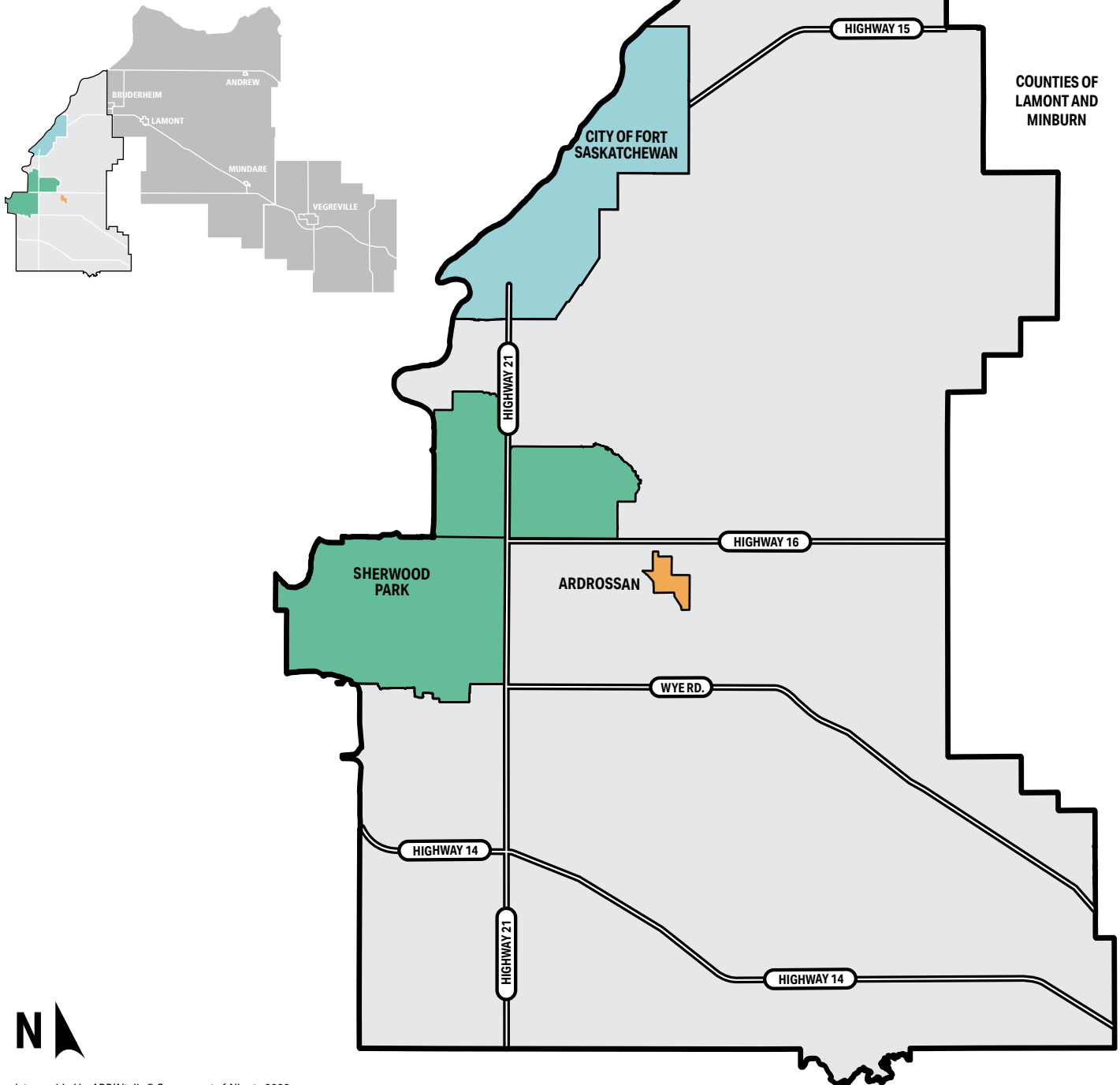
Base data provided by ADP/Altalis © Government of Alberta 2022

	Total number of residential units	Proportion of units planned for low density	School-aged population at neighbourhood build-out	Total population at neighbourhood build-out	Projected school-age population*		
					2027	2032	2037
Ardrossan East	1,547	94%	990	4,247	77	159	237
Bremner Neighborhood 1&4	14,283	71%	9,236	35,920	13	129	467
Cambrian Crossing	5,225	80%	3,345	12,081	216	592	1,025
Hillshire	1,056	64%	676	3,168	73	152	169
Total	22,111	-	14,247	55,416	379	1,032	1,898

*includes all projected school-aged children for the neighbourhood, not just those anticipated to attend EIPS

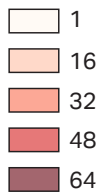
Region of Residency	2014-15	2015-16	2016-17	2017-18	2018-19	2019-20	2020-21	2021-22	2022-23
Ardrossan Hamlet	20	19	24	20	26	28	25	28	37
Rural Strathcona County	255	263	304	302	314	320	317	328	333
Sherwood Park	548	579	585	625	648	657	662	643	621
Fort Saskatchewan	238	243	297	289	303	333	325	327	333
Counties of Lamont and Minburn	10	9	6	9	11	9	15	14	16
<i>Out of Division*</i>	25	29	42	47	42	40	42	33	30
Total	1,096	1,142	1,258	1,292	1,344	1,387	1,386	1,373	1,370

*Out of Division: Students who reside outside EIPS' boundary



	K	Gr. 1	Gr. 2	Gr. 3	Gr. 4	Gr. 5	Gr. 6	Gr. 7	Gr. 8	Gr. 9	Gr. 10	Gr. 11	Gr. 12	Total
Ardrossan Elementary	27	26	22	33	26	27	34	-	-	-	-	-	-	195
École Campbelltown	50	42	60	54	57	54	47	-	-	-	-	-	-	364
École Parc Élémentaire	48	40	50	35	40	29	33	-	-	-	-	-	-	275
Heritage Hills Elementary	21	23	25	22	19	16	15	-	-	-	-	-	-	141
Sherwood Heights Junior High	-	-	-	-	-	-	-	49	49	39	-	-	-	137
Ardrossan Junior Senior High	-	-	-	-	-	-	-	38	45	46	57	33	37	256
Grade total	146	131	157	144	142	126	129	87	94	85	57	33	37	1,368

Student Heat Map



Strathcona County

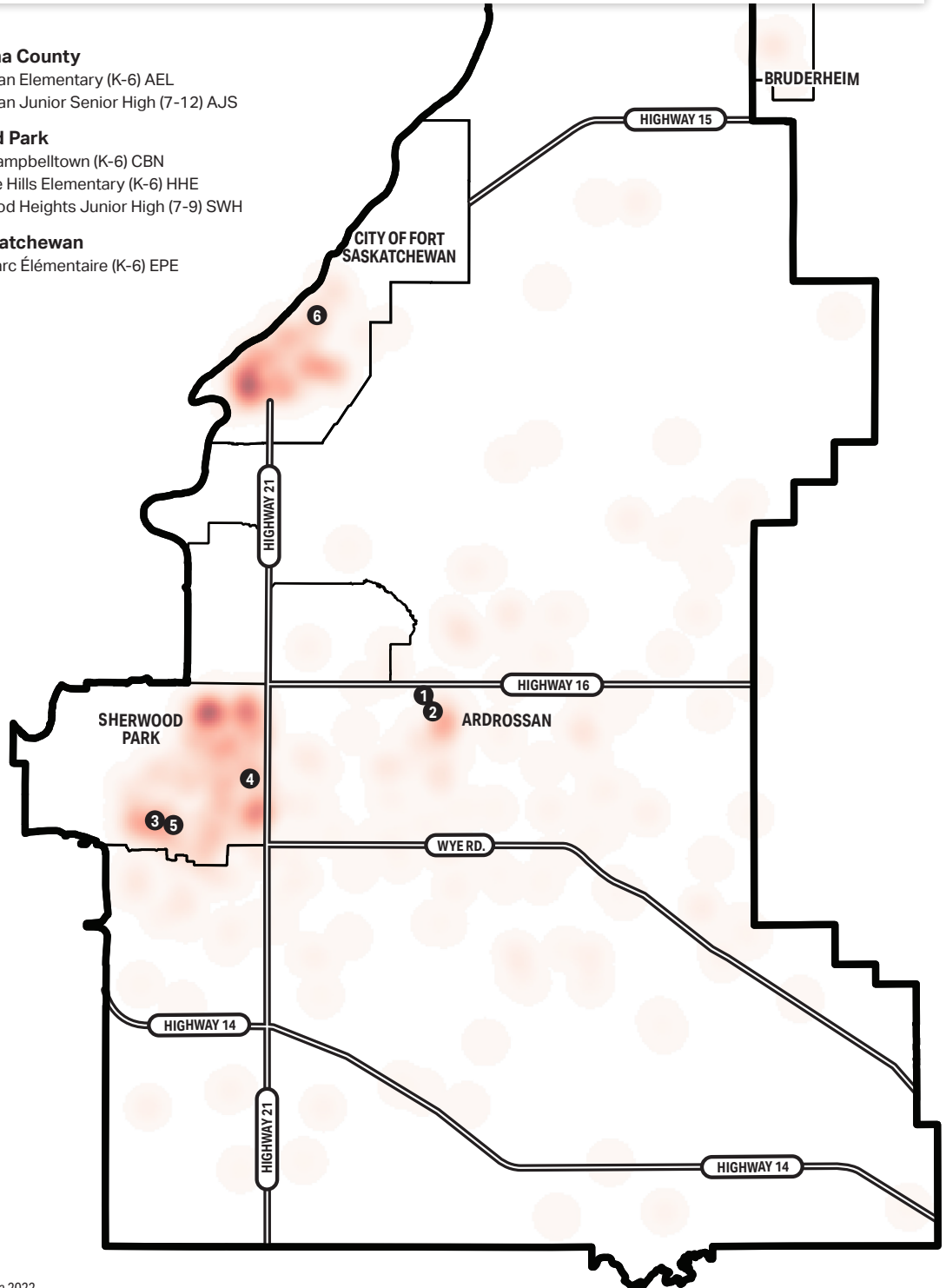
1. Ardrossan Elementary (K-6) AEL
2. Ardrossan Junior Senior High (7-12) AJS

Sherwood Park

3. École Campbelltown (K-6) CBN
4. Heritage Hills Elementary (K-6) HHE
5. Sherwood Heights Junior High (7-9) SWH

Fort Saskatchewan

6. École Parc Élémentaire (K-6) EPE



School Capacity, Utilization, and Enrolment Facts and Figures

Location	School	Current Grade Configuration	Utilization Rate	Net Capacity	Full-Time Equivalent Enrolment	Available Capacity	Headcount Enrolment
Ardrossan	Ardrossan Junior Senior High	7-12	92%	913	838	75	826
Ardrossan	Ardrossan Elementary	K-6	93%	628	586	42	612
Fort Saskatchewan	Fort Saskatchewan High	10-12	69%	739	512	227	474
Fort Saskatchewan	Rudolph Hennig Junior High	7-9	65%	688	447	241	436
Fort Saskatchewan	SouthPointe School	K-9	98%	683	668	15	684
Fort Saskatchewan	École Parc Élémentaire	K-6	87%	387	339	48	328
Sherwood Park	Bev Facey Community High	10-12	67%	1,618	1,082	536	1011
Sherwood Park	Clover Bar Junior High	7-9	71%	602	426	176	387
Sherwood Park	Lakeland Ridge	K-9	92%	821	755	66	769
Sherwood Park	Salisbury Composite High	10-12	71%	1,805	1,286	519	1,275
Sherwood Park	Sherwood Height Junior High	7-9	91%	743	678	65	666
Sherwood Park	École Campbelltown	K-6	72%	477	345	132	364
Sherwood Park	Heritage Hills Elementary	K-6	77%	612	404	208	494
Strathcona County	Fultonvale Elementary Junior High	K-9	80%	595	477	118	489

Utilization Rate is a measure used to determine the relative occupancy level for a school obtained from Alberta Education annually.

Net Capacity is the available capacity of a school building less any exempt space (childcare, decentralized administration or another lease).

Full-Time Equivalent Enrolment is the adjusted enrolment based on Alberta Education requirements for students in kindergarten and students with severe learning codes.

Available Capacity is the number of available student spaces based. It is the Net Capacity minus the Full Time Equivalent enrolment.

Headcount Enrolment is the unadjusted enrolment based on Sept. 29, 2022, count date.

EIPS French Immersion Program Enrolment by School by Grade
2000-2022

École Campbelltown French Immersion Program Enrolment by Grade by School Year

Grade	2000-01	2001-02	2002-03	2003-04	2004-05	2005-06	2006-07	2007-08	2008-09	2009-10	2010-11	2011-12	2012-13	2013-14	2014-15	2015-16	2016-17	2017-18	2018-19	2019-20	2020-21	2021-22	2022-23
K	50	49	47	57	61	52	51	69	67	60	76	62	87	75	74	84	80	97	93	89	64	45	50
1	48	53	47	48	50	59	54	53	67	67	64	75	62	87	80	80	90	77	94	88	63	57	42
2	44	43	48	37	45	44	54	55	54	63	68	59	72	55	83	78	76	89	74	88	64	55	60
3	36	45	41	50	34	41	39	49	52	49	61	67	57	69	56	85	78	77	85	71	66	57	54
4	36	37	47	46	46	32	39	40	43	50	47	57	60	56	70	51	81	78	78	78	53	60	57
5	24	35	33	45	41	42	27	37	39	40	42	45	57	61	47	73	49	76	73	68	47	50	54
6	31	26	32	35	38	37	41	26	35	37	41	41	47	55	61	47	70	47	75	72	52	44	47
Total	269	288	295	318	315	307	305	329	357	366	399	406	442	458	471	498	524	541	572	554	409	368	364

École Parc Élémentaire French Immersion Program Enrolment by Grade by School Year

Grade	2000-01	2001-02	2002-03	2003-04	2004-05	2005-06	2006-07	2007-08	2008-09	2009-10	2010-11	2011-12	2012-13	2013-14	2014-15	2015-16	2016-17	2017-18	2018-19	2019-20	2020-21	2021-22	2022-23
K	18	23	17	23	33	40	43	34	39	44	25	24	31	30	31	33	53	45	51	47	56	49	50
1	28	20	17	16	22	30	43	39	34	41	38	25	22	30	31	34	37	45	45	50	42	53	40
2	16	24	16	21	16	24	26	33	36	35	30	33	23	22	29	31	30	35	41	43	46	37	50
3	15	15	21	15	20	17	23	26	25	34	30	26	33	20	21	29	37	27	30	41	35	41	35
4	20	16	11	15	14	21	15	22	25	21	29	32	20	28	17	13	31	32	23	30	35	30	40
5	18	20	13	9	14	15	19	13	20	24	18	23	29	21	24	14	15	24	29	24	26	33	29
6	16	18	18	12	9	17	15	19	14	17	17	17	18	23	20	20	16	10	21	28	21	27	33
Total	131	136	113	111	128	164	184	186	193	216	187	180	176	174	173	174	219	218	240	263	261	270	277

EIPS French Immersion Program Enrolment by School by Grade
2000-2022

Heritage Hills Elementary French Immersion Program Enrolment by Grade by School Year

Grade	2000-01	2001-02	2002-03	2003-04	2004-05	2005-06	2006-07	2007-08	2008-09	2009-10	2010-11	2011-12	2012-13	2013-14	2014-15	2015-16	2016-17	2017-18	2018-19	2019-20	2020-21	2021-22	2022-23	
K	0	0	0	0	0	0	0	0	0	0	0	0	0	0	0	0	0	0	0	0	0	26	25	21
1	0	0	0	0	0	0	0	0	0	0	0	0	0	0	0	0	0	0	0	0	0	28	27	23
2	0	0	0	0	0	0	0	0	0	0	0	0	0	0	0	0	0	0	0	0	0	21	24	25
3	0	0	0	0	0	0	0	0	0	0	0	0	0	0	0	0	0	0	0	0	0	19	21	22
4	0	0	0	0	0	0	0	0	0	0	0	0	0	0	0	0	0	0	0	0	0	14	17	19
5	0	0	0	0	0	0	0	0	0	0	0	0	0	0	0	0	0	0	0	0	0	23	15	16
6	0	0	0	0	0	0	0	0	0	0	0	0	0	0	0	0	0	0	0	0	0	11	21	15
Total	0	0	0	0	0	0	0	0	0	0	0	0	0	0	0	0	0	0	0	0	0	142	150	141

Sherwood Heights Junior High French Immersion Program Enrolment by Grade by School Year

Grade	2000-01	2001-02	2002-03	2003-04	2004-05	2005-06	2006-07	2007-08	2008-09	2009-10	2010-11	2011-12	2012-13	2013-14	2014-15	2015-16	2016-17	2017-18	2018-19	2019-20	2020-21	2021-22	2022-23
7	27	27	18	28	25	24	29	32	20	16	21	25	30	34	39	40	32	42	40	44	54	53	49
8	24	28	23	16	25	27	31	20	32	17	14	15	23	27	30	34	38	26	39	36	43	46	49
9	33	22	26	22	13	24	25	27	24	29	16	14	17	22	27	27	29	35	24	32	34	38	39
Total	84	77	67	66	63	75	85	79	76	62	51	54	70	83	96	101	99	103	103	112	131	137	137

EIPS French Immersion Program Enrolment
2000-2022

Grade	2000-01	2001-02	2002-03	2003-04	2004-05	2005-06	2006-07	2007-08	2008-09	2009-10	2010-11	2011-12	2012-13	2013-14	2014-15	2015-16	2016-17	2017-18	2018-19	2019-20	2020-21	2021-22	2022-23
K	89	100	81	97	115	116	112	136	131	122	117	101	150	130	132	134	170	166	172	161	167	139	148
1	101	98	90	80	88	106	122	113	136	137	118	113	102	147	137	141	151	156	167	165	160	158	131
2	77	90	83	86	80	84	97	113	109	129	123	108	108	94	138	133	137	144	147	158	154	146	157
3	69	76	83	82	78	75	79	91	102	99	119	114	110	103	93	140	138	128	134	145	149	145	144
4	71	72	73	85	74	75	68	78	81	94	92	111	101	104	102	80	141	133	128	127	131	135	142
5	62	69	66	69	76	71	66	63	75	77	83	86	110	101	92	104	81	125	125	119	112	129	126
6	57	59	68	69	63	73	71	68	64	70	72	84	83	103	101	90	101	74	120	123	110	108	129
7	47	50	48	60	73	73	60	63	62	47	54	56	71	68	92	85	76	87	68	107	102	100	87
8	45	48	45	48	74	74	56	50	64	53	42	48	54	65	63	83	86	70	81	60	103	93	94
9	57	44	43	43	69	65	60	48	54	56	48	38	49	52	60	57	74	82	66	75	57	88	85
10	27	12	24	13	36	26	29	35	27	35	30	27	30	43	28	43	40	49	51	55	45	41	57
11	14	24	12	20	21	13	25	23	28	23	24	28	23	26	34	22	42	40	47	47	53	41	33
12	25	13	17	8	23	14	11	26	21	25	18	21	26	21	24	30	21	38	38	45	43	50	37
Total	741	755	733	760	870	865	856	907	954	967	940	935	1,017	1,057	1,096	1,142	1,258	1,292	1,344	1,387	1,386	1,373	1,370