



Andrew School

FACT SHEET 2022-23

f @adweips

t @AndrewEIPS

@andrewwildcats

4922 50 Ave., Andrew, AB T0B 0C0 | 780-365-3501

andrewschool.ca

★ Andrew School

Attendance area includes the Village of Andrew and surrounding area

ATTENDANCE AREA GROWTH: **Decline**



Built in 1957

GROSS AREA: **3,556 sq. m**

Infrastructure Maintenance and Renewal (IMR)

MOST RECENT IMR EXPENDITURE: **2020**

 **Grades K-6**



8

FULL-TIME
EQUIVALENT STAFF
(Sept. 12, 2022)

PRINCIPAL: **Kelly Sawatzky**

SCHOOL TRUSTEE: **Colleen Holowaychuk**



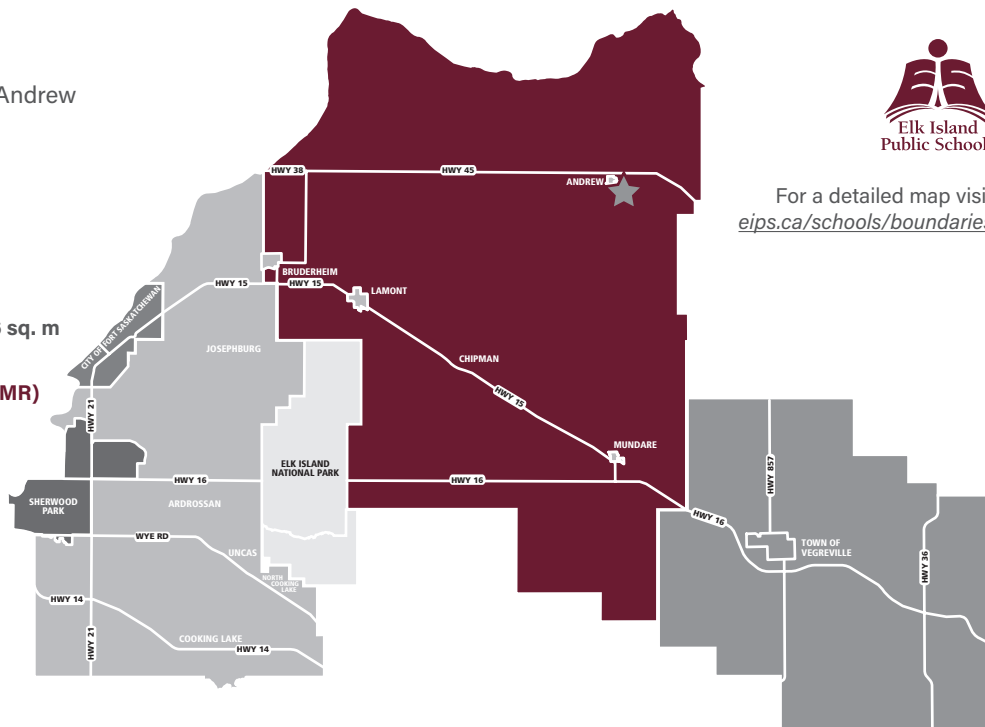
63

TOTAL
ENROLMENT
(Sept. 12, 2022)

16 ECS

21 Grades 1-3

26 Grades 4-6



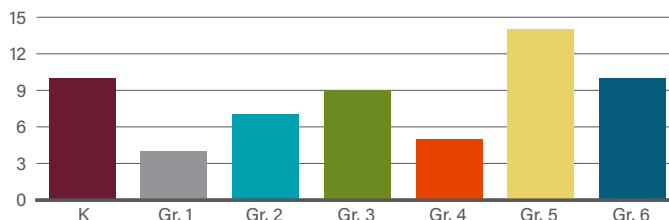
For a detailed map visit eips.ca/schools/boundaries

Programming

The regular program is offered at Andrew School. There are no Alternative Programs and System programs.

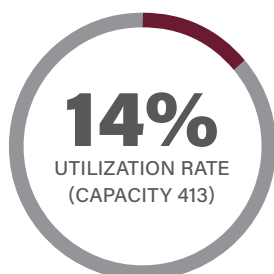
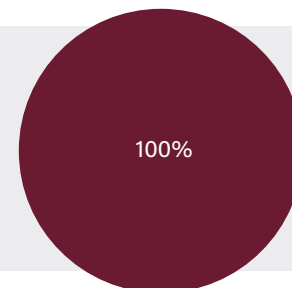
Enrolment Per Grade 2021-22

Kindergarten	10
Grade 1	4
Grade 2	7
Grade 3	9
Grade 4	5
Grade 5	14
Grade 6	10



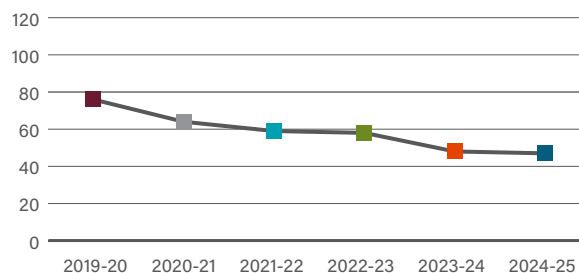
Enrolment Breakdown 2021-22

Regular program in boundary students	59
Regular program out of boundary students	0
Alternative program students	0
System program students	0



Enrolment Trends

2019-20 actual	76
2020-21 actual	64
2021-22 actual	59
2022-23 projected	58
2023-24 projected	48
2024-25 projected	47





Andrew School Fact Sheet 2022-23

Methodology

Capacity: The number of students a school facility can accommodate—obtained from the 2021-22 Area Capacity Utilization Report.

Enrolment: The number of students attending a school as of Sept. 12, 2022—the number often fluctuates throughout the year.

Enrolment Breakdown: The number of students attending a school by grade as of Sept. 30, 2021. When a student attends an alternative program, they are accounted for in the Alternative Program—regardless of the school's attendance boundary.

Enrolment Trends: The enrolment trend for the school using historical data and the following projection formulas:
 $\text{Births} + \text{Migration} + \text{Housing Yield} = \text{Population}$
 $\text{Population} \times \text{Participation Rate} = \text{Enrolment}$.

Facility Information: The school's building information, such as the year it was primarily constructed and the facility's size, measured in square-metres.

Full-Time Equivalent (FTE): The number of full-time staff working at a school, certificated and classified staff, as of Sept. 12, 2022—the number often varies throughout the year.

Population Density in Attendance Area: The number of children living within the school attendance area—obtained using the current federal census, municipal census provincial birth registries, Canada Revenue Agency and student enrolment information.

Utilization Rate: A measure used to determine the relative occupancy level for a school—obtained from the 2021-22 Area Capacity Utilization Report.

Terminology

Infrastructure Maintenance and Renewal (IMR): The annual funding provided to a school jurisdiction to cover expenses related to:

- replacing building and site components that have failed and pose health-and-safety problems for students and staff;
- extending the useful life of school facilities and sites; and
- maintaining the quality of the school environment.

Alternative Programs: As per Alberta Education's definition, alternative programs emphasize a particular language, culture, religion, subject matter, or use a particular teaching philosophy—different from special education programs.

System Programs: Alberta Education's Standards for Special Education describes special education as the education of students with mild, moderate or severe disabilities and those gifted and talented.