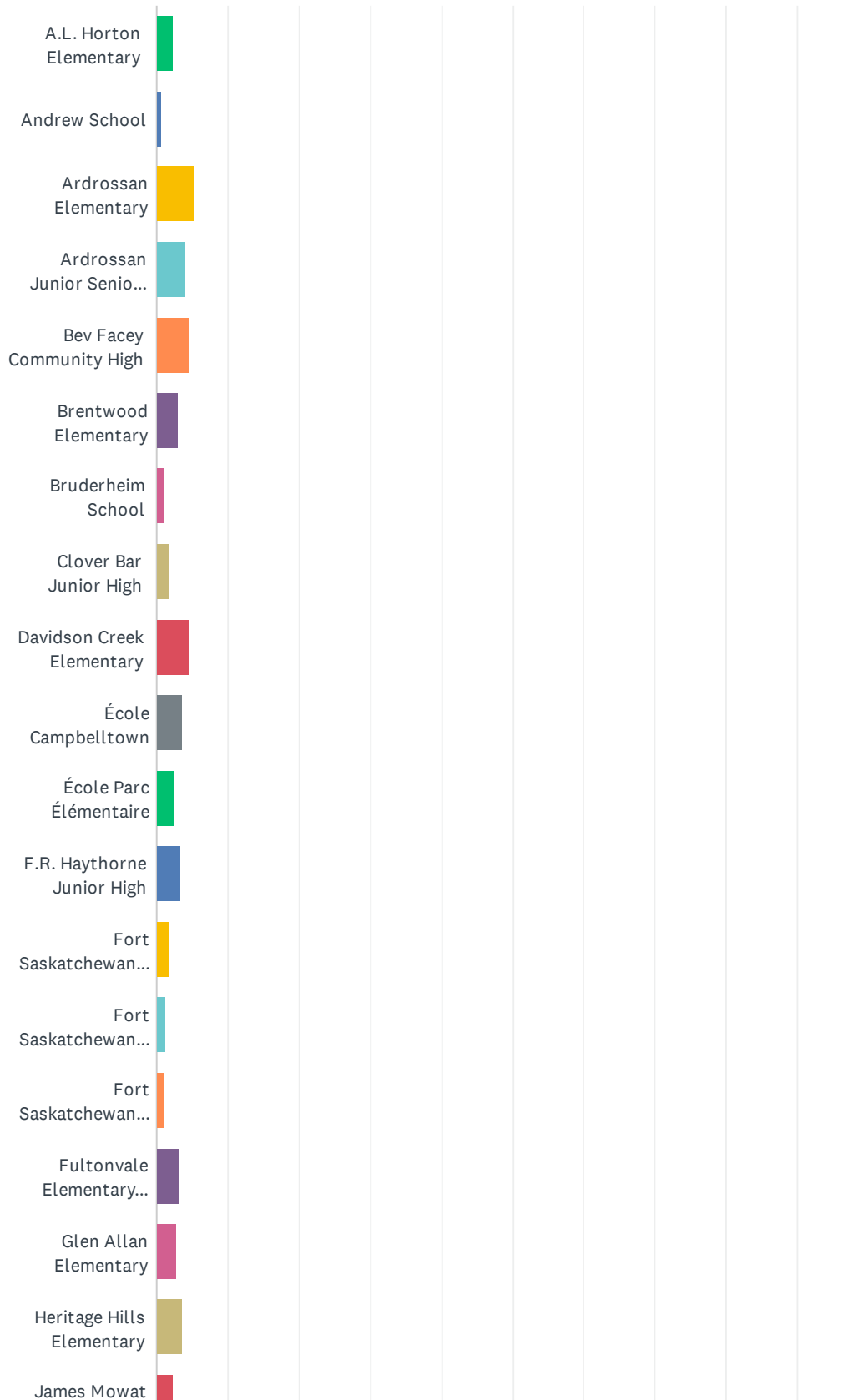
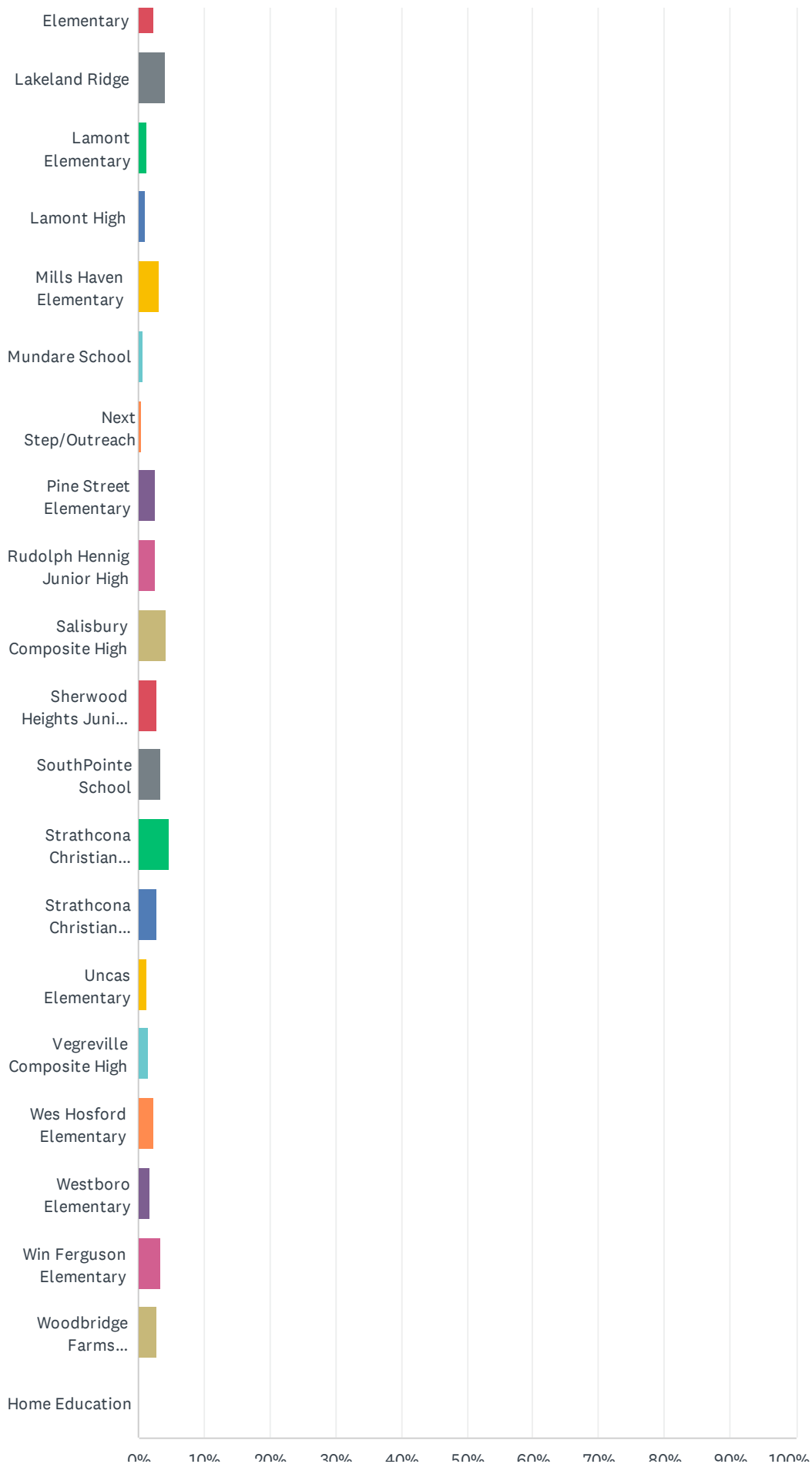


Q1 What school does your child currently attend?

Answered: 3,450 Skipped: 0



EIPS Parent Survey 2021-22



EIPS Parent Survey 2021-22

0% 10% 20% 30% 40% 50% 60% 70% 80% 90% 100%

EIPS Parent Survey 2021-22

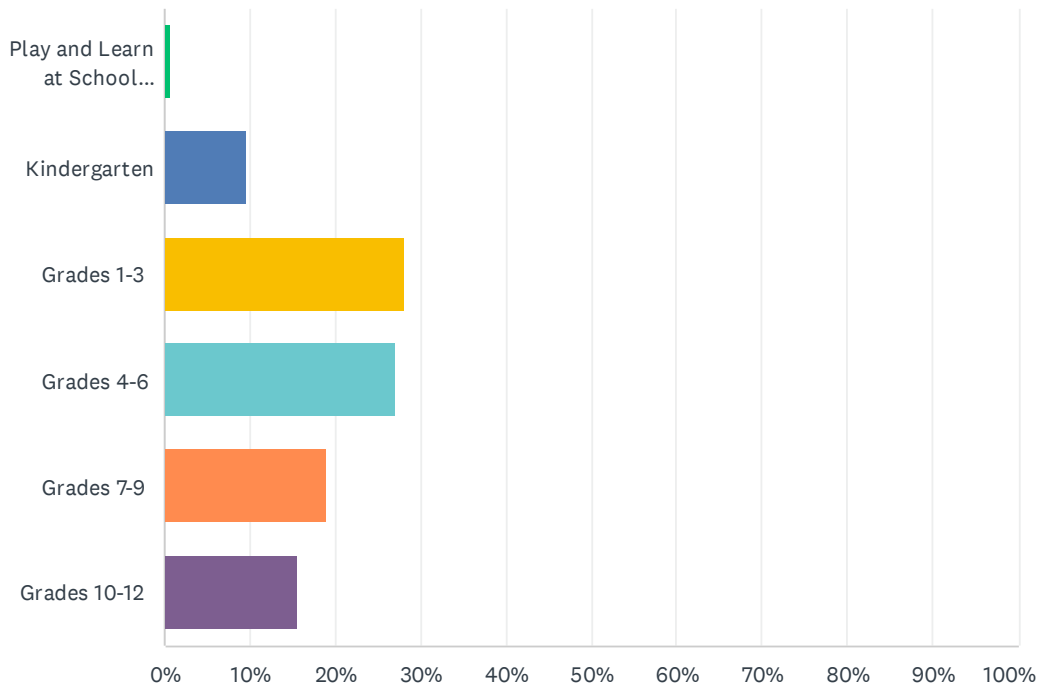
ANSWER CHOICES	RESPONSES	
A.L. Horton Elementary	2.32%	80
Andrew School	0.55%	19
Ardrossan Elementary	5.39%	186
Ardrossan Junior Senior High	4.03%	139
Bev Facey Community High	4.67%	161
Brentwood Elementary	2.93%	101
Bruderheim School	0.99%	34
Clover Bar Junior High	1.83%	63
Davidson Creek Elementary	4.61%	159
École Campbelltown	3.54%	122
École Parc Élémentaire	2.58%	89
F.R. Haythorne Junior High	3.36%	116
Fort Saskatchewan Christian	1.94%	67
Fort Saskatchewan Elementary	1.25%	43
Fort Saskatchewan High	1.04%	36
Fultonvale Elementary Junior High	3.10%	107
Glen Allan Elementary	2.81%	97
Heritage Hills Elementary	3.59%	124
James Mowat Elementary	2.38%	82
Lakeland Ridge	4.00%	138
Lamont Elementary	1.36%	47
Lamont High	1.13%	39
Mills Haven Elementary	3.22%	111
Mundare School	0.72%	25
Next Step/Outreach	0.43%	15
Pine Street Elementary	2.64%	91
Rudolph Hennig Junior High	2.52%	87
Salisbury Composite High	4.17%	144
Sherwood Heights Junior High	2.84%	98
SouthPointe School	3.42%	118
Strathcona Christian Academy Elementary	4.61%	159
Strathcona Christian Academy Secondary	2.87%	99

EIPS Parent Survey 2021-22

Uncas Elementary	1.30%	45
Vegreville Composite High	1.59%	55
Wes Hosford Elementary	2.29%	79
Westboro Elementary	1.77%	61
Win Ferguson Elementary	3.33%	115
Woodbridge Farms Elementary	2.81%	97
Home Education	0.06%	2
TOTAL		3,450

Q2 What grade is your child currently in?

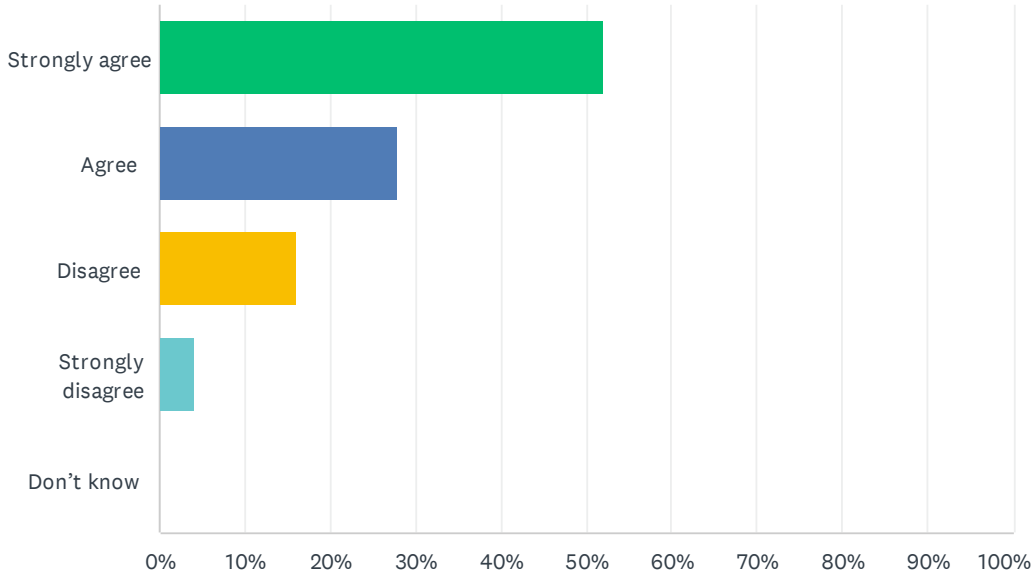
Answered: 3,450 Skipped: 0



ANSWER CHOICES	RESPONSES	
Play and Learn at School (PALS)	0.72%	25
Kindergarten	9.57%	330
Grades 1-3	28.09%	969
Grades 4-6	27.07%	934
Grades 7-9	18.99%	655
Grades 10-12	15.57%	537
TOTAL		3,450

Q3 As a result of being in the Play and Learn at School (PALS) program, my child's demonstrating growth in their development.

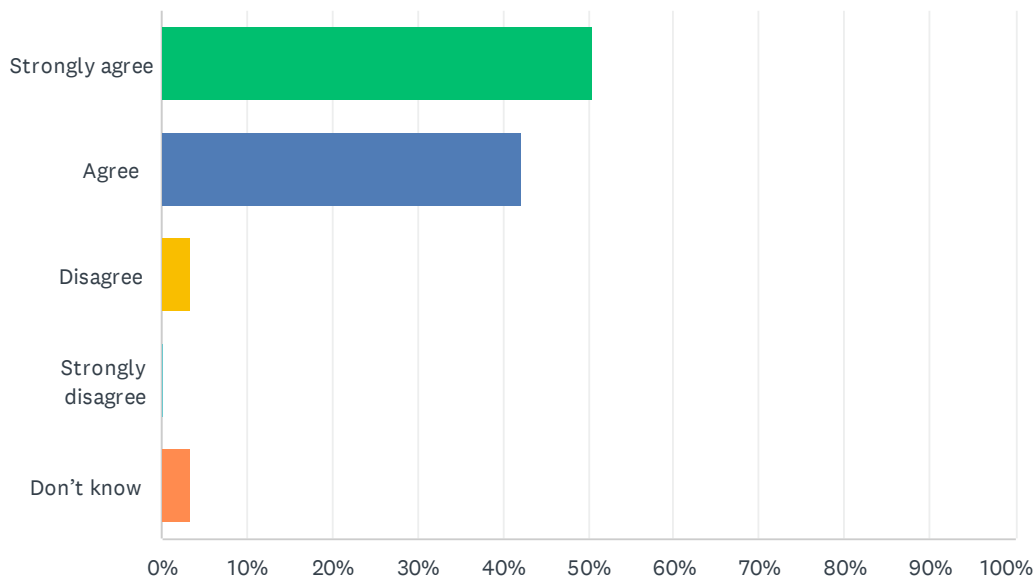
Answered: 25 Skipped: 3,425



ANSWER CHOICES	RESPONSES	
Strongly agree	52.00%	13
Agree	28.00%	7
Disagree	16.00%	4
Strongly disagree	4.00%	1
Don't know	0.00%	0
TOTAL		25

Q4 As a result of being in the Kindergarten program, my child's becoming ready to enter Grade 1.

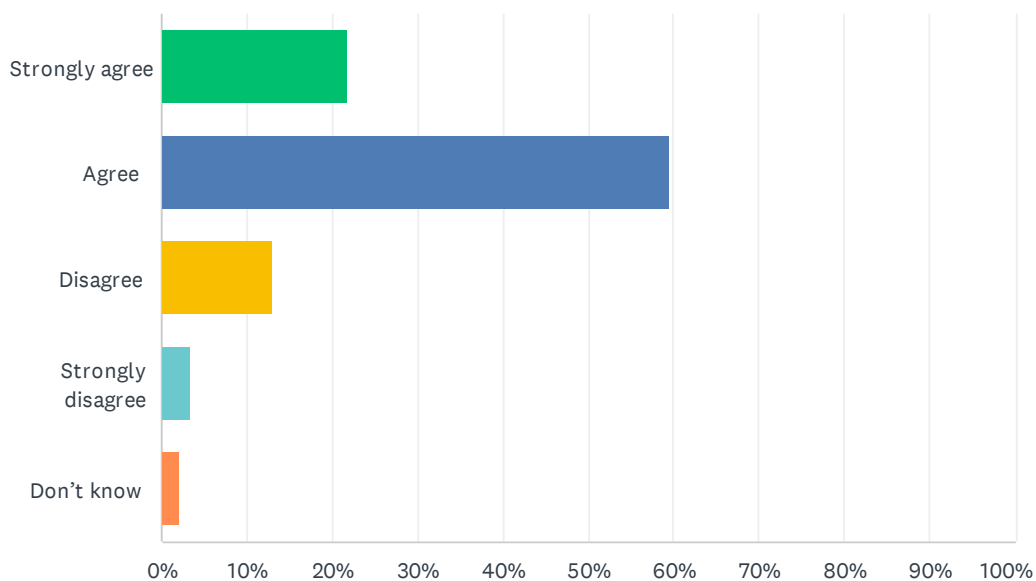
Answered: 320 Skipped: 3,130



ANSWER CHOICES	RESPONSES	
Strongly agree	50.63%	162
Agree	42.19%	135
Disagree	3.44%	11
Strongly disagree	0.31%	1
Don't know	3.44%	11
TOTAL		320

Q5 My child's individual needs are met.

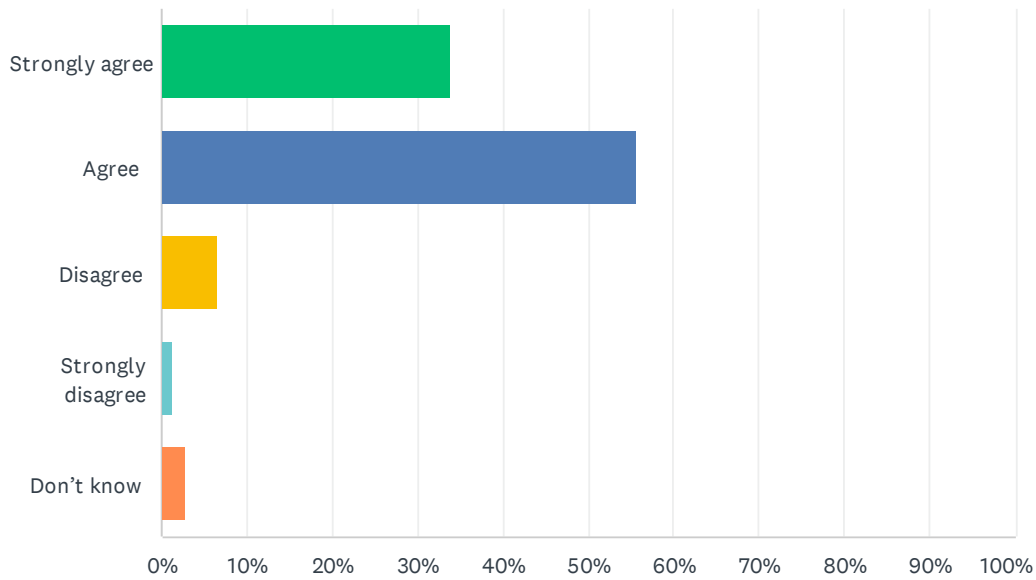
Answered: 3,076 Skipped: 374



ANSWER CHOICES	RESPONSES	
Strongly agree	21.85%	672
Agree	59.49%	1,830
Disagree	13.10%	403
Strongly disagree	3.41%	105
Don't know	2.15%	66
TOTAL		3,076

Q6 My child's encouraged to do their best.

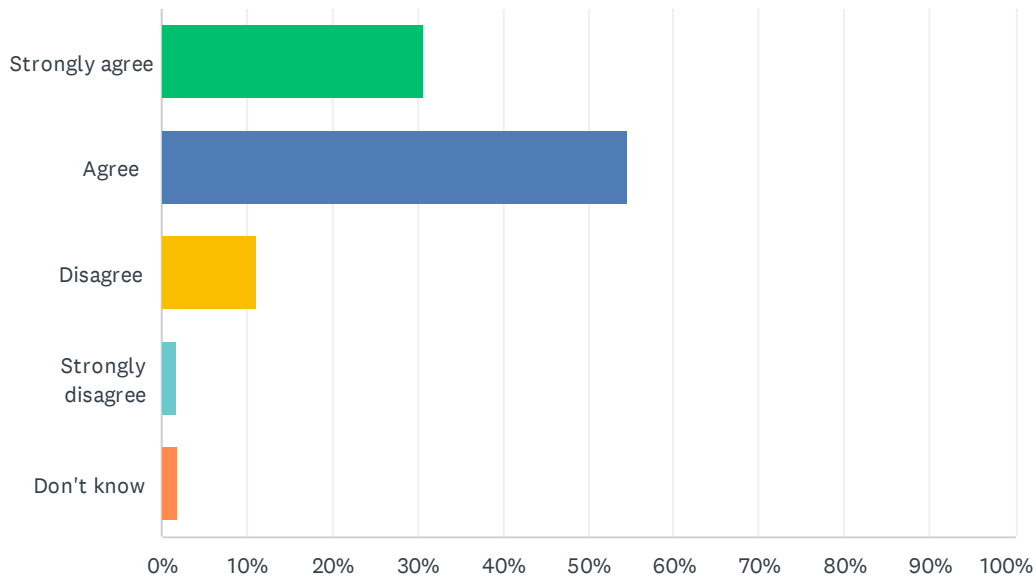
Answered: 3,075 Skipped: 375



ANSWER CHOICES	RESPONSES	
Strongly agree	33.92%	1,043
Agree	55.54%	1,708
Disagree	6.67%	205
Strongly disagree	1.20%	37
Don't know	2.67%	82
TOTAL		3,075

Q7 My child's demonstrating growth in literacy.

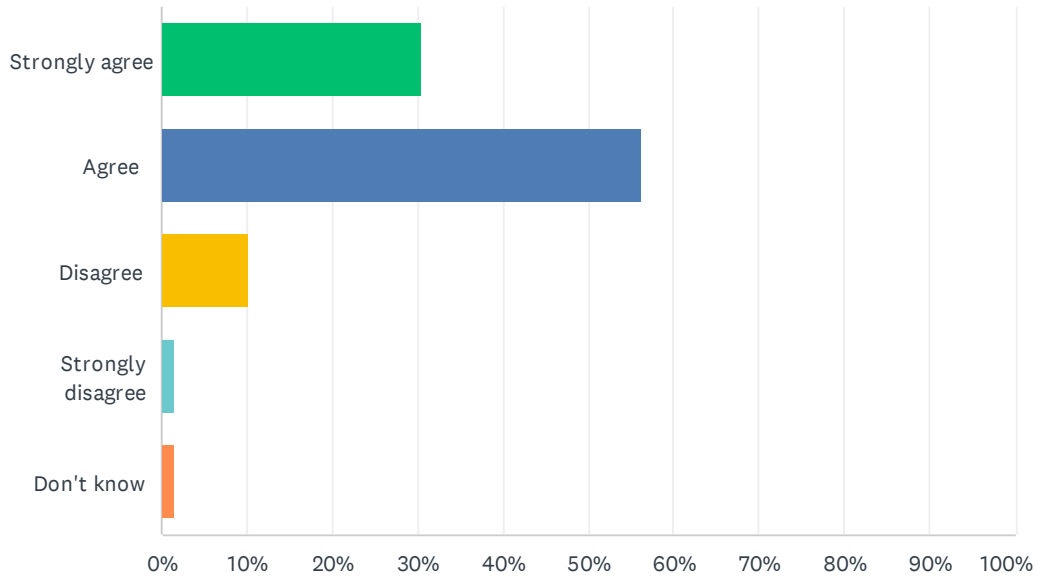
Answered: 3,074 Skipped: 376



ANSWER CHOICES	RESPONSES	
Strongly agree	30.74%	945
Agree	54.52%	1,676
Disagree	11.03%	339
Strongly disagree	1.79%	55
Don't know	1.92%	59
TOTAL		3,074

Q8 My child's demonstrating growth in numeracy.

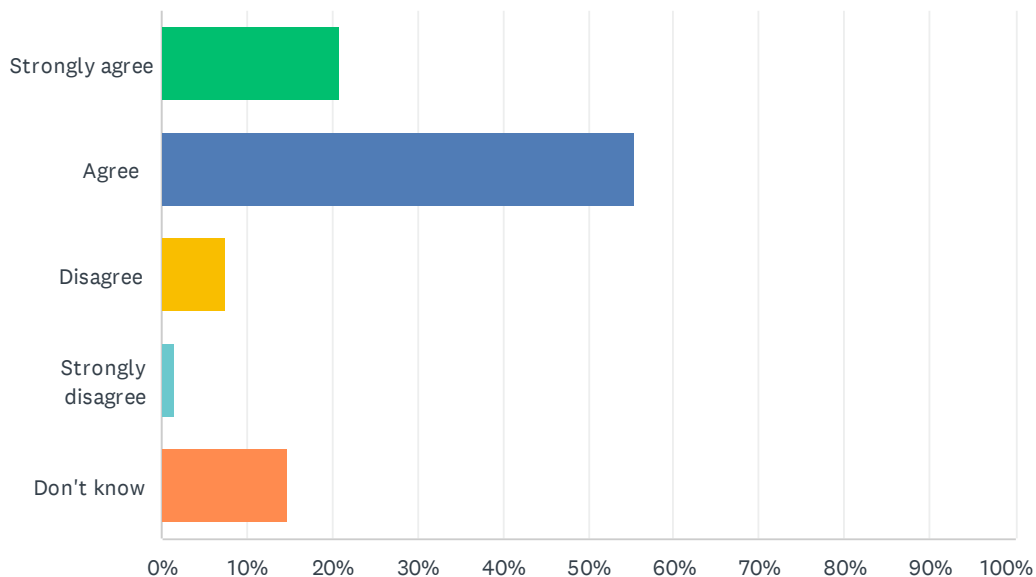
Answered: 3,074 Skipped: 376



ANSWER CHOICES	RESPONSES	
Strongly agree	30.45%	936
Agree	56.25%	1,729
Disagree	10.25%	315
Strongly disagree	1.59%	49
Don't know	1.46%	45
TOTAL		3,074

Q9 My child has an understanding of First Nations, Métis and Inuit culture and history.

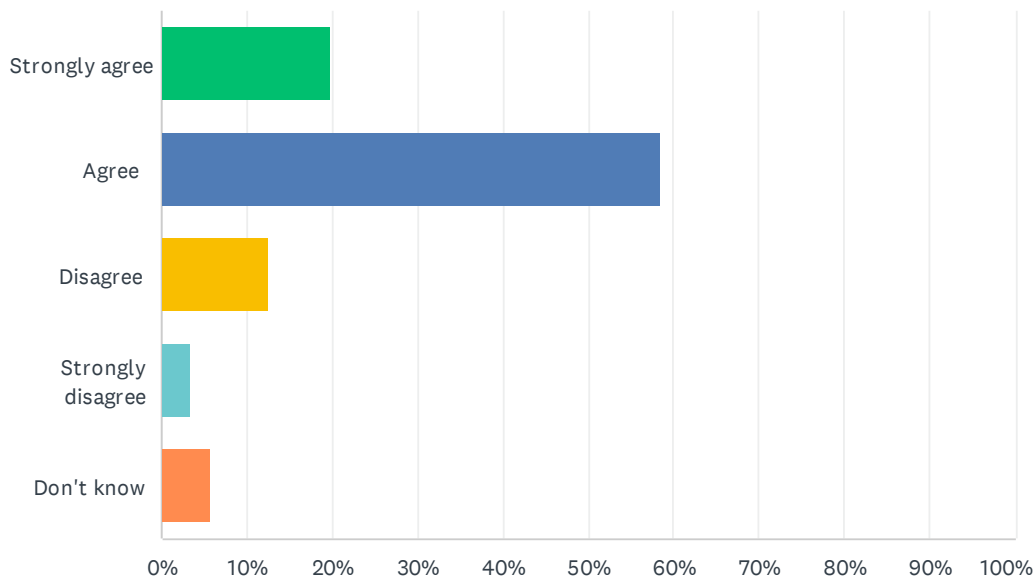
Answered: 3,061 Skipped: 389



ANSWER CHOICES	RESPONSES	
Strongly agree	20.97%	642
Agree	55.41%	1,696
Disagree	7.48%	229
Strongly disagree	1.50%	46
Don't know	14.64%	448
TOTAL		3,061

Q10 My child's learning the knowledge, skills and attitudes necessary to be successful in life.

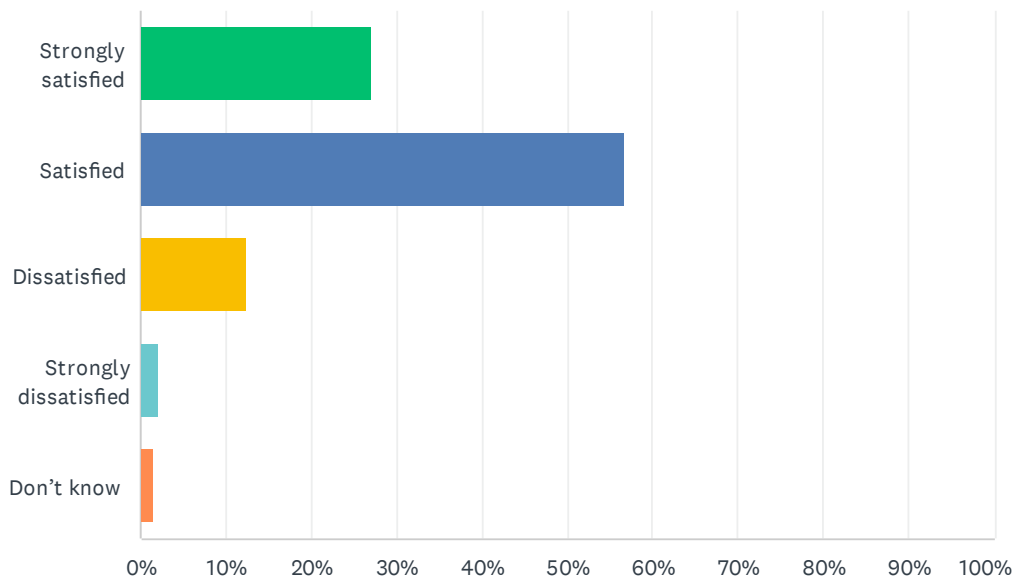
Answered: 3,072 Skipped: 378



ANSWER CHOICES	RESPONSES	
Strongly agree	19.76%	607
Agree	58.43%	1,795
Disagree	12.53%	385
Strongly disagree	3.48%	107
Don't know	5.79%	178
TOTAL		3,072

Q11 How satisfied are you with the quality of education your child's receiving at school?

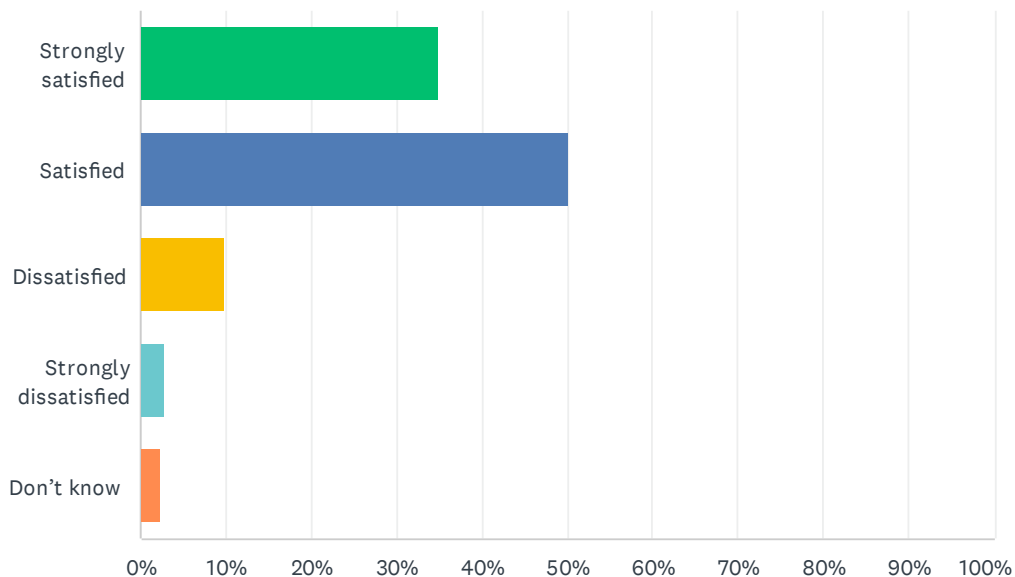
Answered: 2,932 Skipped: 518



ANSWER CHOICES	RESPONSES	
Strongly satisfied	27.08%	794
Satisfied	56.82%	1,666
Dissatisfied	12.35%	362
Strongly dissatisfied	2.22%	65
Don't know	1.53%	45
TOTAL		2,932

Q12 How satisfied are you with the quality of teaching at your child's school?

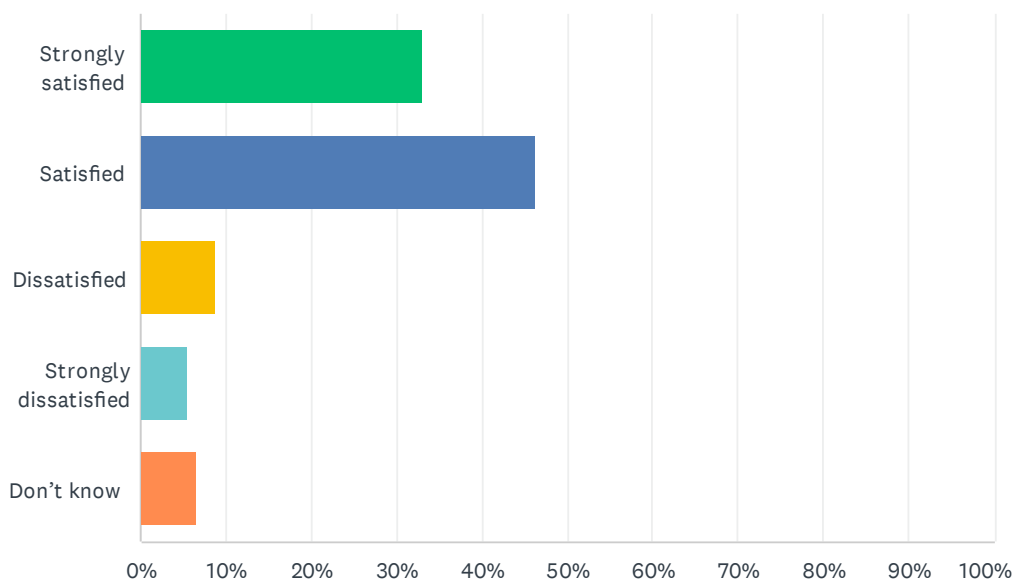
Answered: 2,927 Skipped: 523



ANSWER CHOICES	RESPONSES	
Strongly satisfied	34.88%	1,021
Satisfied	50.19%	1,469
Dissatisfied	9.81%	287
Strongly dissatisfied	2.87%	84
Don't know	2.25%	66
TOTAL		2,927

Q13 How satisfied are you with the leadership at your child's school?

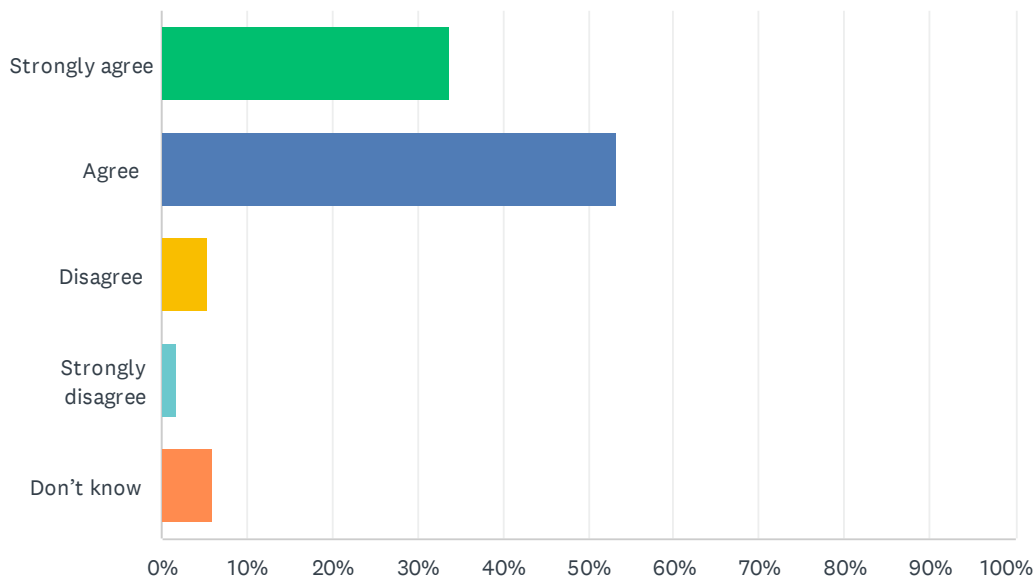
Answered: 2,929 Skipped: 521



ANSWER CHOICES	RESPONSES	
Strongly satisfied	32.95%	965
Satisfied	46.19%	1,353
Dissatisfied	8.84%	259
Strongly dissatisfied	5.50%	161
Don't know	6.52%	191
TOTAL		2,929

Q14 My child’s school encourages my child to be a responsible, respectful and engaged citizen.

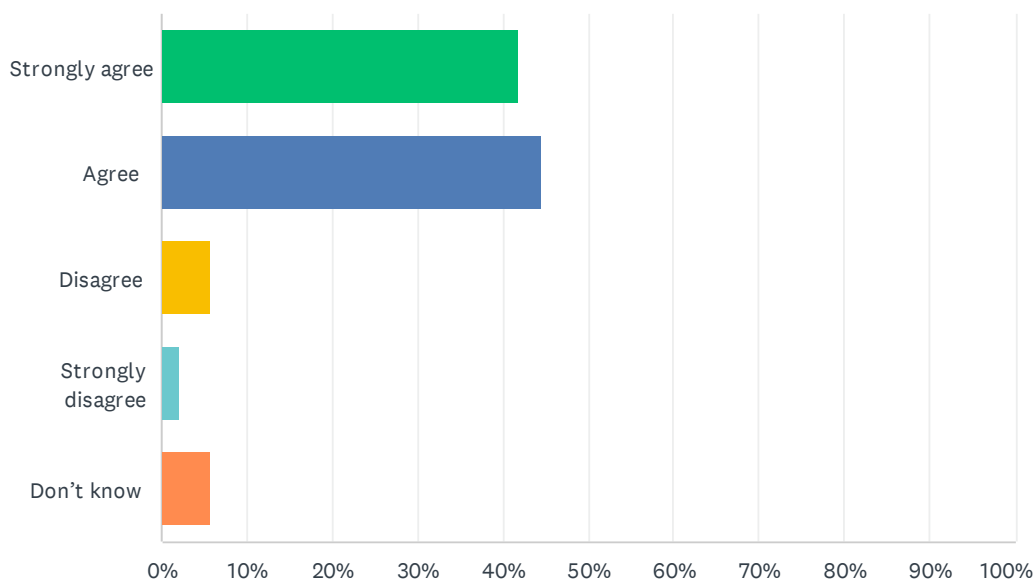
Answered: 2,929 Skipped: 521



ANSWER CHOICES	RESPONSES	
Strongly agree	33.73%	988
Agree	53.33%	1,562
Disagree	5.39%	158
Strongly disagree	1.60%	47
Don't know	5.94%	174
TOTAL		2,929

Q15 School staff care about my child.

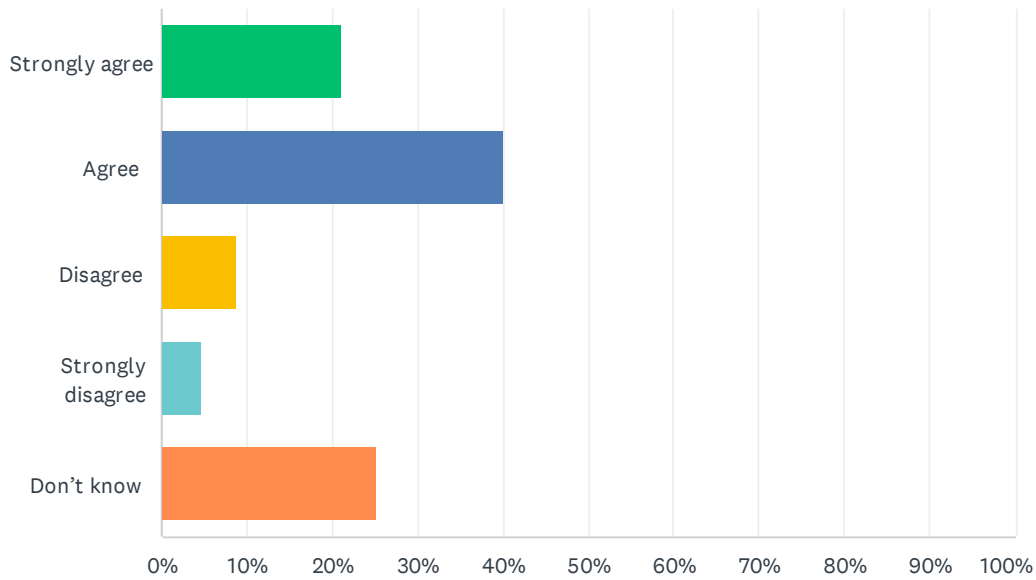
Answered: 2,928 Skipped: 522



ANSWER CHOICES	RESPONSES	
Strongly agree	41.73%	1,222
Agree	44.64%	1,307
Disagree	5.67%	166
Strongly disagree	2.22%	65
Don't know	5.74%	168
TOTAL		2,928

Q16 My child's school handles discipline fairly and reasonably.

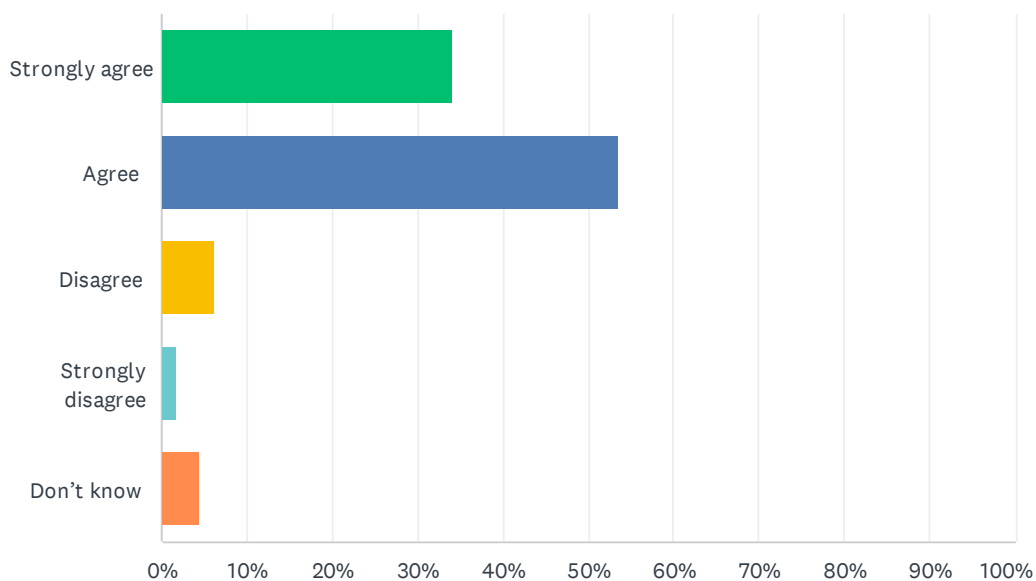
Answered: 2,929 Skipped: 521



ANSWER CHOICES	RESPONSES	
Strongly agree	21.13%	619
Agree	40.12%	1,175
Disagree	8.84%	259
Strongly disagree	4.71%	138
Don't know	25.20%	738
TOTAL		2,929

Q17 My child's school is safe.

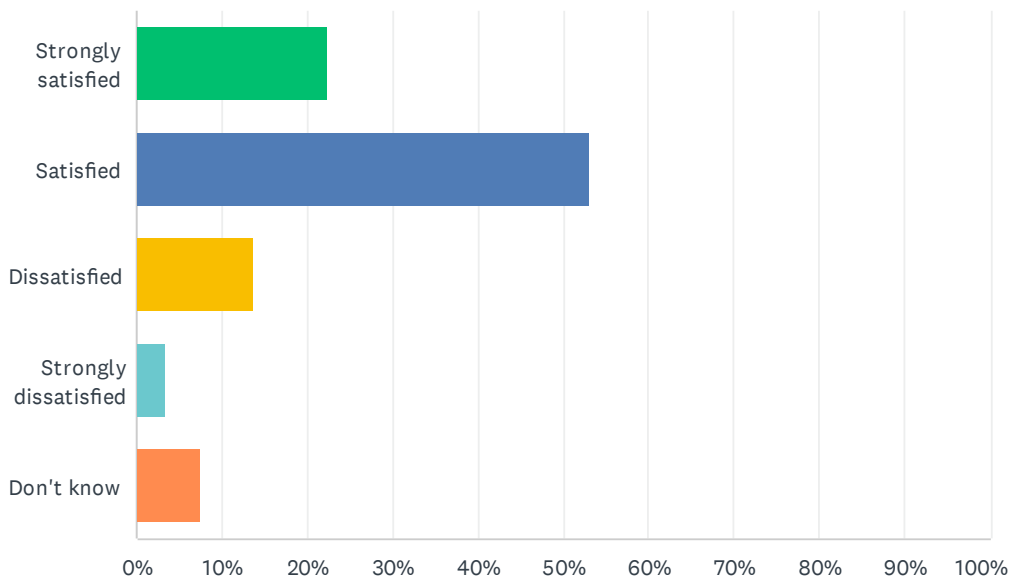
Answered: 2,926 Skipped: 524



ANSWER CHOICES	RESPONSES	
Strongly agree	34.14%	999
Agree	53.62%	1,569
Disagree	6.22%	182
Strongly disagree	1.61%	47
Don't know	4.41%	129
TOTAL		2,926

Q18 How satisfied are you with the resources available to support your child's learning?

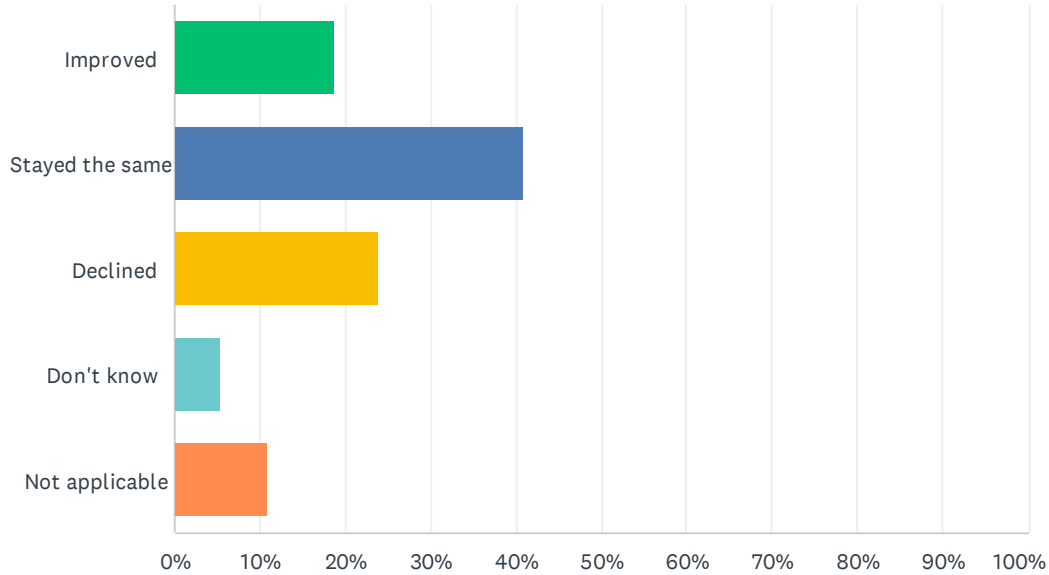
Answered: 2,927 Skipped: 523



ANSWER CHOICES	RESPONSES	
Strongly satisfied	22.38%	655
Satisfied	53.16%	1,556
Dissatisfied	13.63%	399
Strongly dissatisfied	3.38%	99
Don't know	7.45%	218
TOTAL		2,927

Q19 In your opinion, has the quality of education your child experienced improved, stayed the same or declined in the past three years?

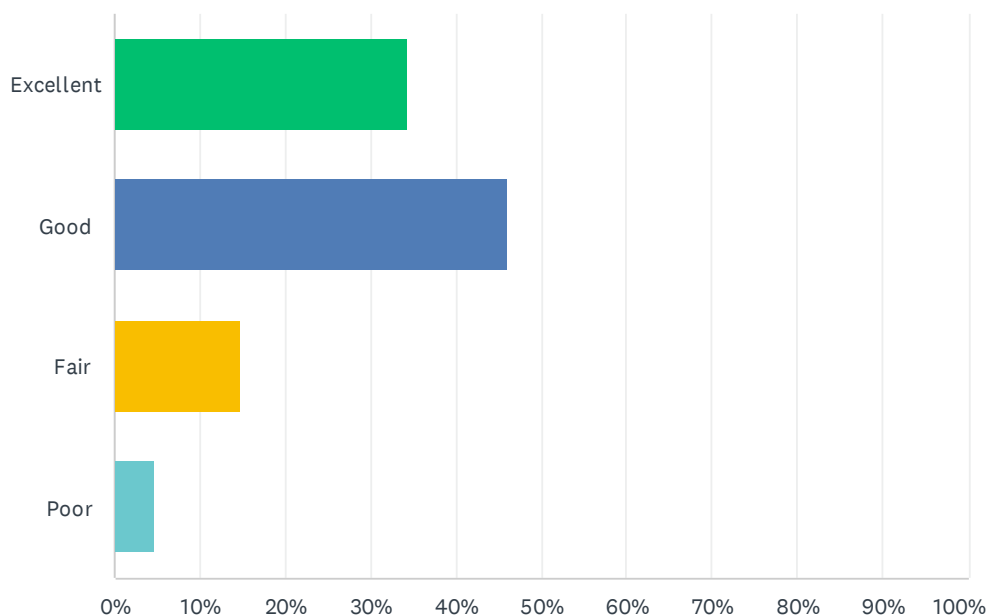
Answered: 2,926 Skipped: 524



ANSWER CHOICES	RESPONSES	
Improved	18.87%	552
Stayed the same	40.91%	1,197
Declined	23.92%	700
Don't know	5.33%	156
Not applicable	10.97%	321
TOTAL		2,926

Q20 How do you rate the physical condition of your child's school?

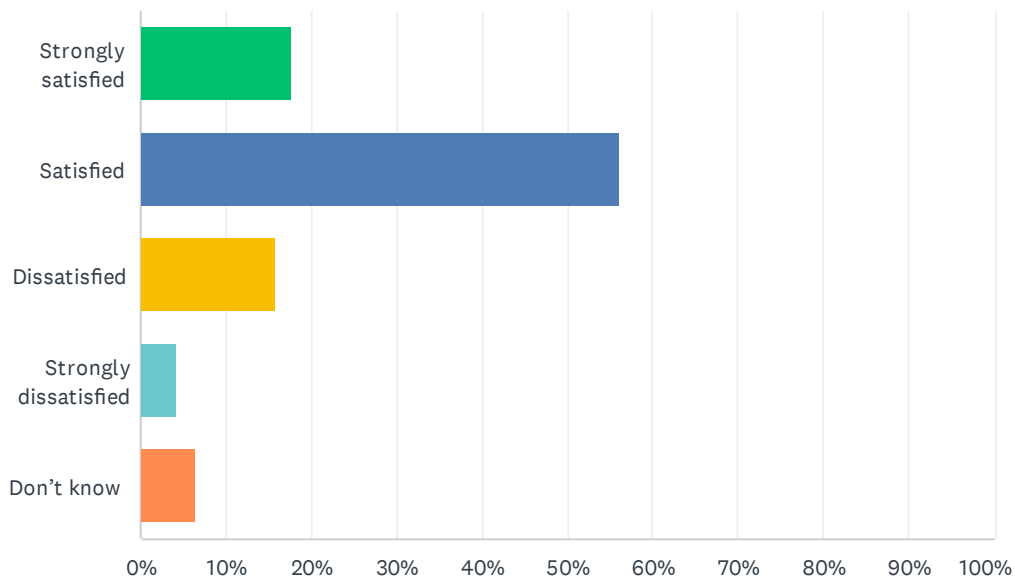
Answered: 2,920 Skipped: 530



ANSWER CHOICES	RESPONSES
Excellent	34.42% 1,005
Good	46.13% 1,347
Fair	14.66% 428
Poor	4.79% 140
TOTAL	2,920

Q21 How satisfied are you with the opportunities provided to be involved in your child's education?

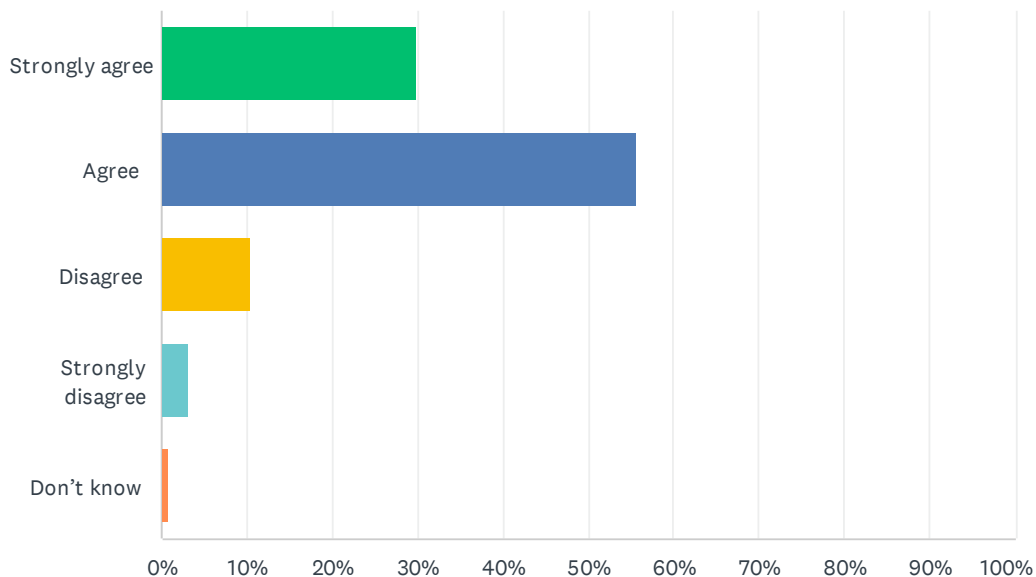
Answered: 2,870 Skipped: 580



ANSWER CHOICES	RESPONSES	
Strongly satisfied	17.70%	508
Satisfied	56.03%	1,608
Dissatisfied	15.68%	450
Strongly dissatisfied	4.18%	120
Don't know	6.41%	184
TOTAL		2,870

Q22 The school keeps me informed about my child's progress and achievement.

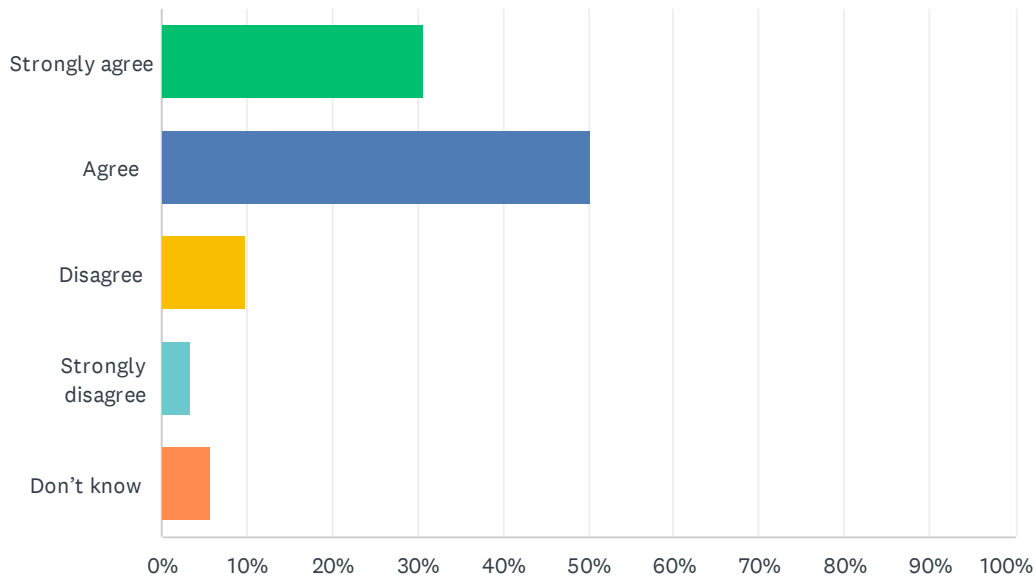
Answered: 2,868 Skipped: 582



ANSWER CHOICES	RESPONSES	
Strongly agree	29.88%	857
Agree	55.72%	1,598
Disagree	10.36%	297
Strongly disagree	3.17%	91
Don't know	0.87%	25
TOTAL		2,868

Q23 There is open and honest communication within my child's school.

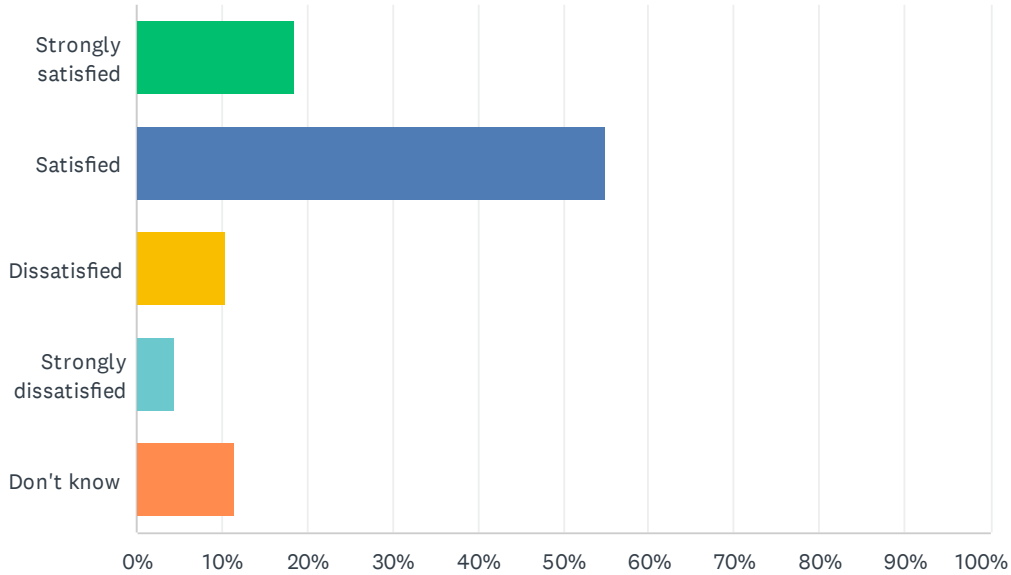
Answered: 2,867 Skipped: 583



ANSWER CHOICES	RESPONSES	
Strongly agree	30.69%	880
Agree	50.23%	1,440
Disagree	9.80%	281
Strongly disagree	3.42%	98
Don't know	5.86%	168
TOTAL		2,867

Q24 How satisfied are you with the Division’s commitment to engaging families in matters that affect public education?

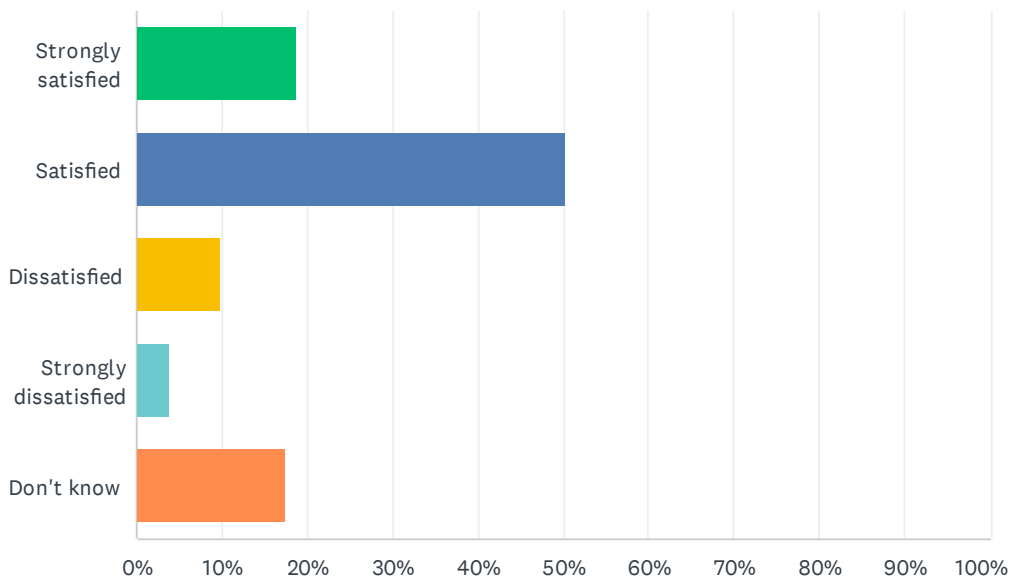
Answered: 2,859 Skipped: 591



ANSWER CHOICES	RESPONSES	
Strongly satisfied	18.61%	532
Satisfied	54.98%	1,572
Dissatisfied	10.39%	297
Strongly dissatisfied	4.44%	127
Don't know	11.58%	331
TOTAL		2,859

Q25 How satisfied are you with the Division’s commitment to advocating for public education?

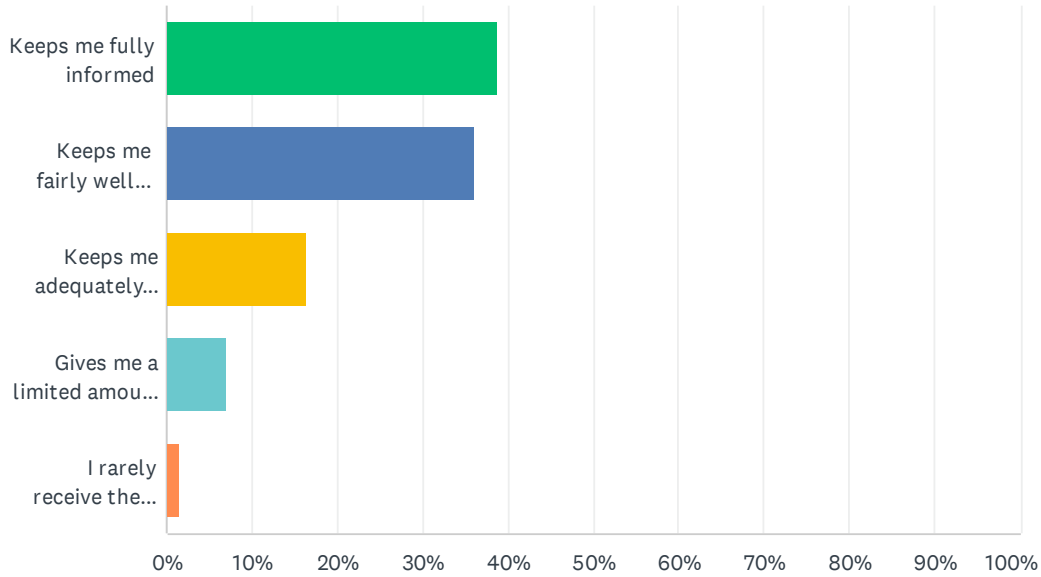
Answered: 2,860 Skipped: 590



ANSWER CHOICES	RESPONSES	
Strongly satisfied	18.67%	534
Satisfied	50.31%	1,439
Dissatisfied	9.72%	278
Strongly dissatisfied	3.88%	111
Don't know	17.41%	498
TOTAL		2,860

Q26 Elk Island Public Schools appreciates the opportunity to stay connected with parents about news, activities, programs and other matters of importance. What is your impression of the communication you receive from your child's school?

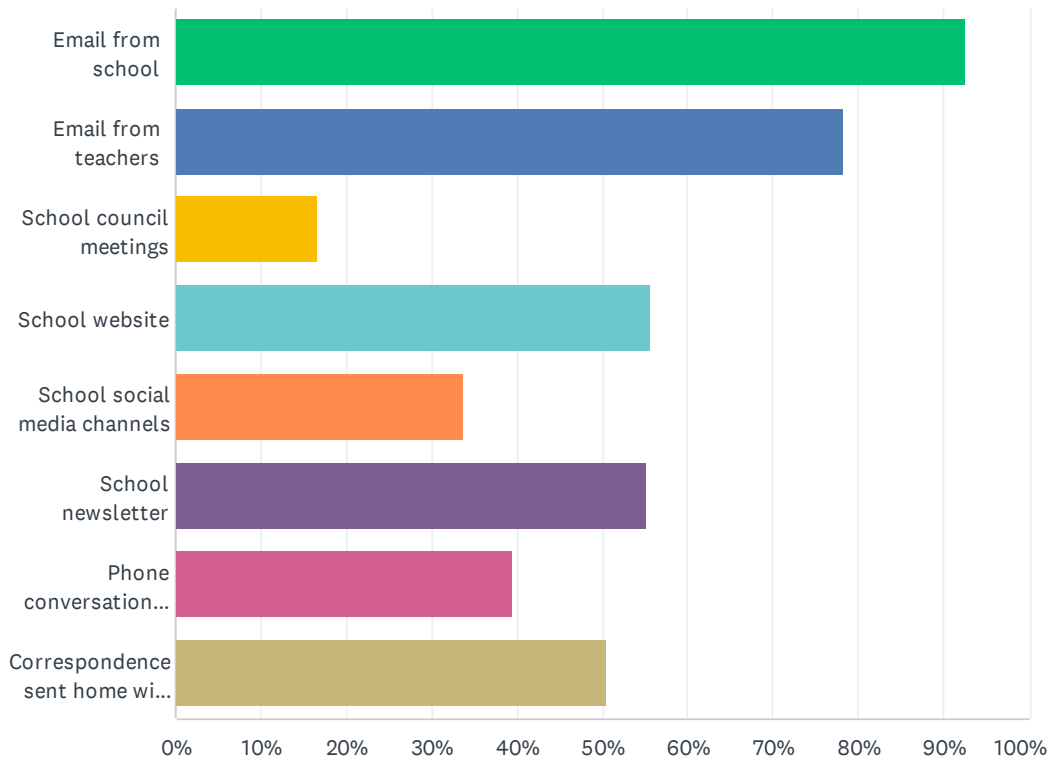
Answered: 2,793 Skipped: 657



ANSWER CHOICES	RESPONSES	
Keeps me fully informed	38.81%	1,084
Keeps me fairly well informed	36.13%	1,009
Keeps me adequately informed	16.51%	461
Gives me a limited amount of information	7.05%	197
I rarely receive the information I need	1.50%	42
TOTAL		2,793

Q27 Do you regularly make use of the following to keep up to date on school activities, programs, etc.? Check all that apply.

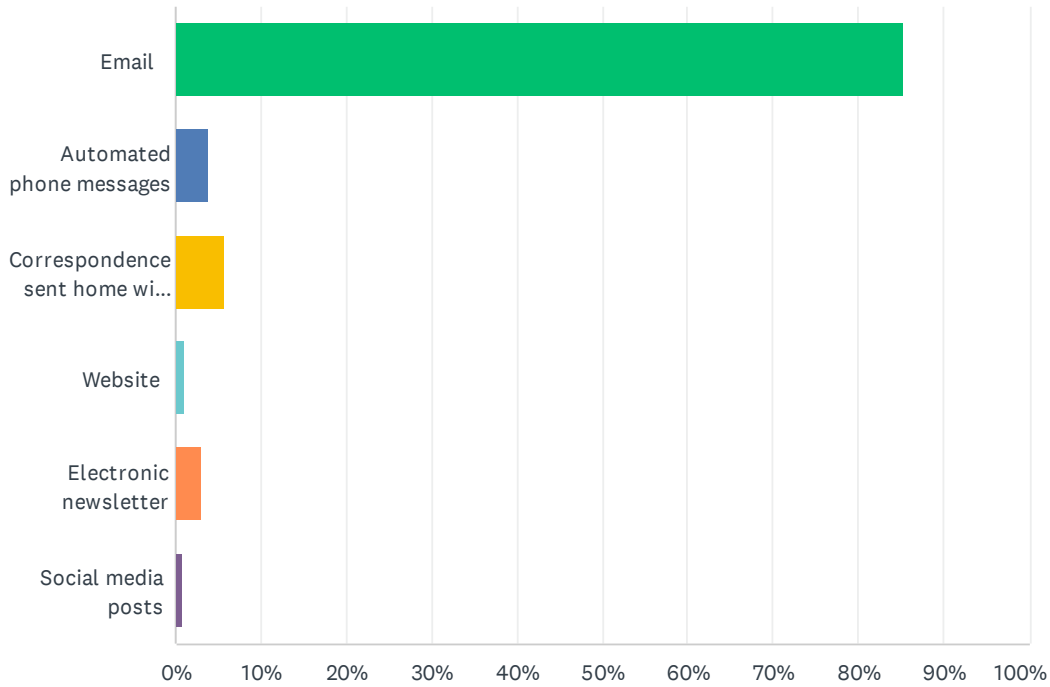
Answered: 2,794 Skipped: 656



ANSWER CHOICES	RESPONSES	
Email from school	92.48%	2,584
Email from teachers	78.31%	2,188
School council meetings	16.54%	462
School website	55.62%	1,554
School social media channels	33.68%	941
School newsletter	55.23%	1,543
Phone conversations with the school or teachers	39.44%	1,102
Correspondence sent home with my child	50.54%	1,412
Total Respondents: 2,794		

Q28 What is your most preferred method of communication from the school and Division?

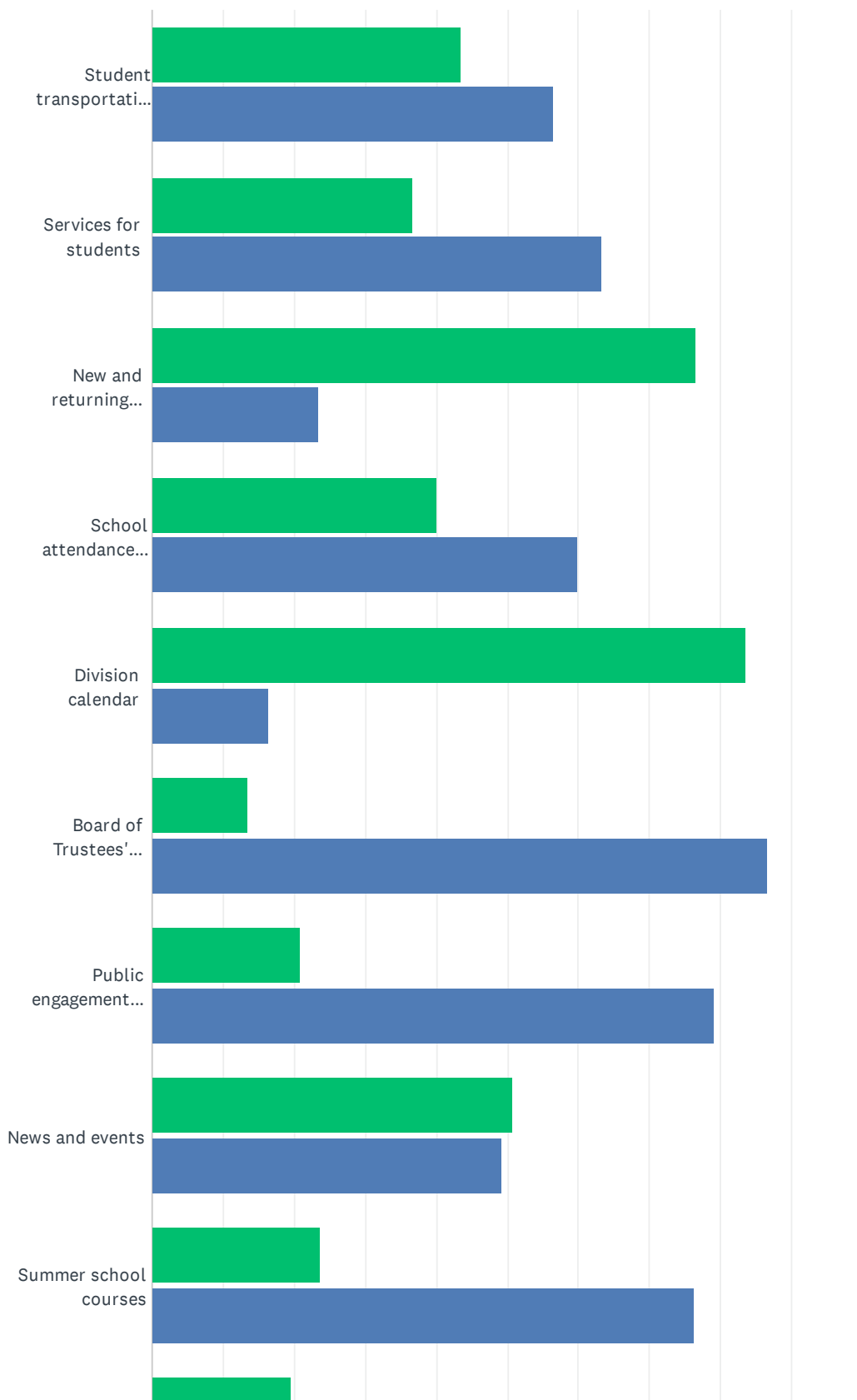
Answered: 2,787 Skipped: 663



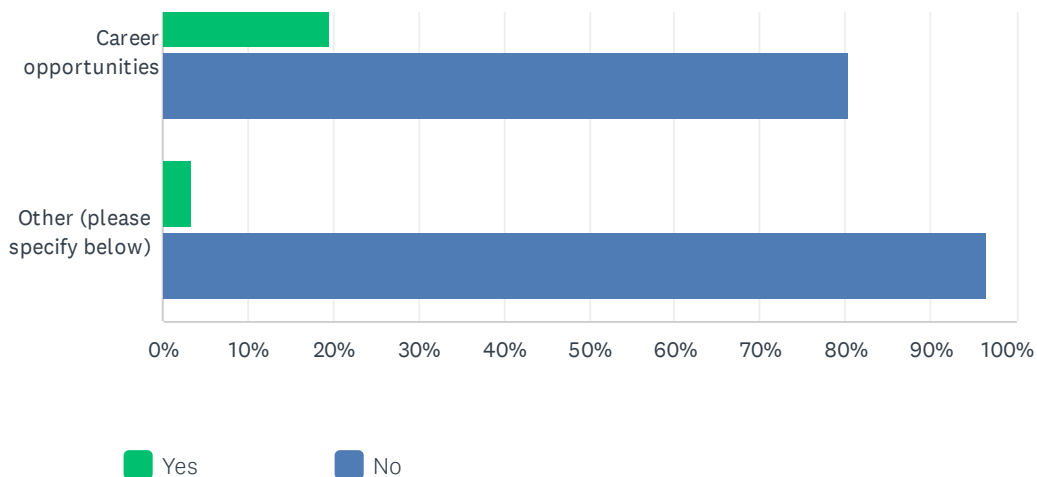
ANSWER CHOICES	RESPONSES	
Email	85.36%	2,379
Automated phone messages	3.84%	107
Correspondence sent home with my child	5.85%	163
Website	1.08%	30
Electronic newsletter	2.98%	83
Social media posts	0.90%	25
TOTAL		2,787

Q29 Do you visit the Division website (www.eips.ca) for information on:

Answered: 2,795 Skipped: 655



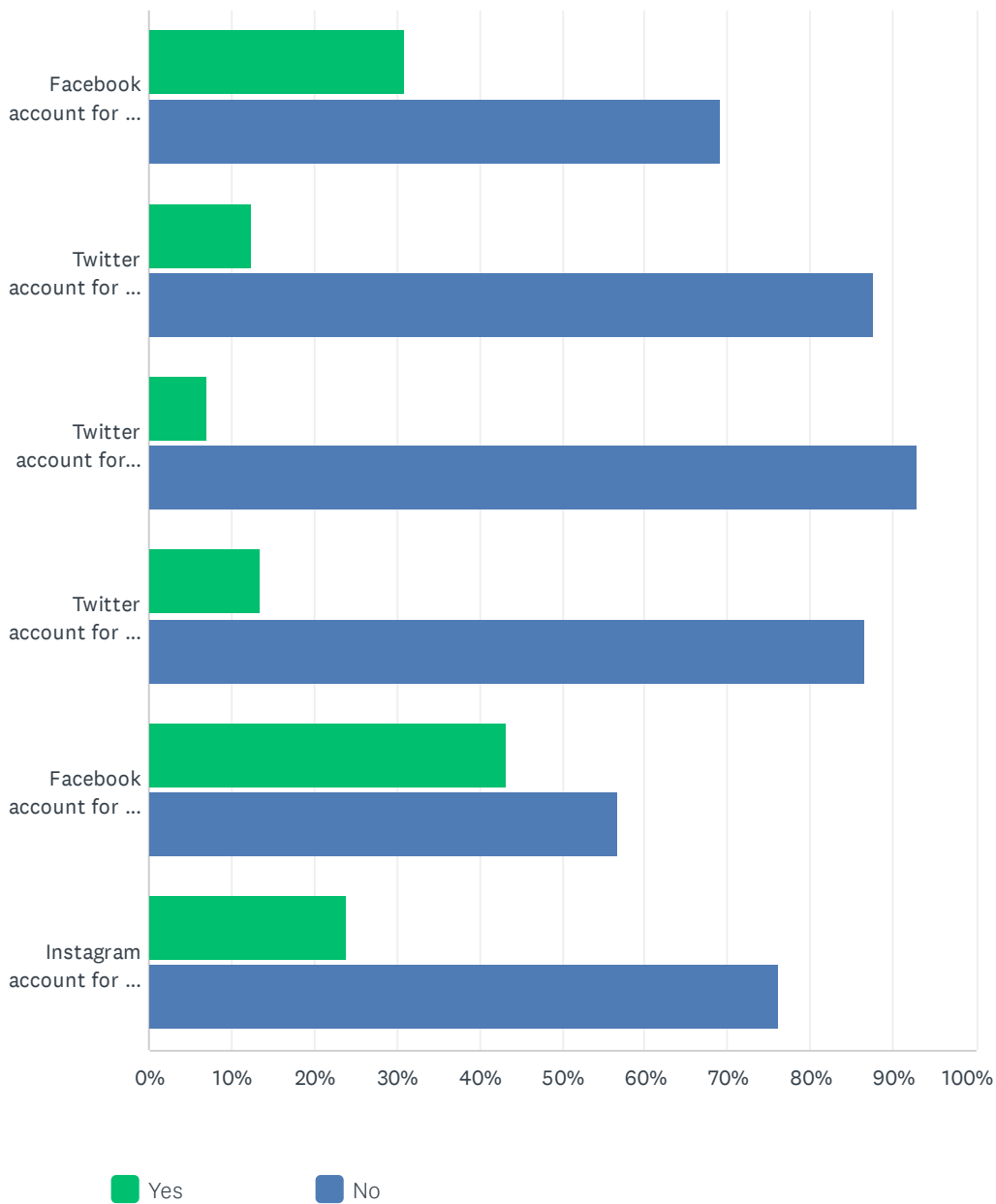
EIPS Parent Survey 2021-22



	YES	NO	TOTAL	WEIGHTED AVERAGE
Student transportation (busing)	43.41% 1,198	56.59% 1,562	2,760	1.43
Services for students	36.72% 1,000	63.28% 1,723	2,723	1.37
New and returning student registration	76.49% 2,124	23.51% 653	2,777	1.76
School attendance boundaries	40.00% 1,082	60.00% 1,623	2,705	1.40
Division calendar	83.66% 2,304	16.34% 450	2,754	1.84
Board of Trustees' meetings	13.39% 360	86.61% 2,328	2,688	1.13
Public engagement initiatives	20.92% 563	79.08% 2,128	2,691	1.21
News and events	50.66% 1,380	49.34% 1,344	2,724	1.51
Summer school courses	23.56% 635	76.44% 2,060	2,695	1.24
Career opportunities	19.71% 529	80.29% 2,155	2,684	1.20
Other (please specify below)	3.39% 67	96.61% 1,907	1,974	1.03

Q30 The Division and schools often share news and information on social media. Do you follow:

Answered: 2,789 Skipped: 661



EIPS Parent Survey 2021-22

	YES	NO	TOTAL	WEIGHTED AVERAGE
Facebook account for the Division (@ElkIslandPublicSchools)	30.84% 849	69.16% 1,904	2,753	1.31
Twitter account for the Division (@eips)	12.30% 333	87.70% 2,374	2,707	1.12
Twitter account for EIPS Student Transportation (@eipsST)	7.07% 191	92.93% 2,509	2,700	1.07
Twitter account for my child's school, if applicable	13.54% 365	86.46% 2,331	2,696	1.14
Facebook account for my child's school, if applicable	43.19% 1,174	56.81% 1,544	2,718	1.43
Instagram account for my child's school, if applicable	23.85% 644	76.15% 2,056	2,700	1.24