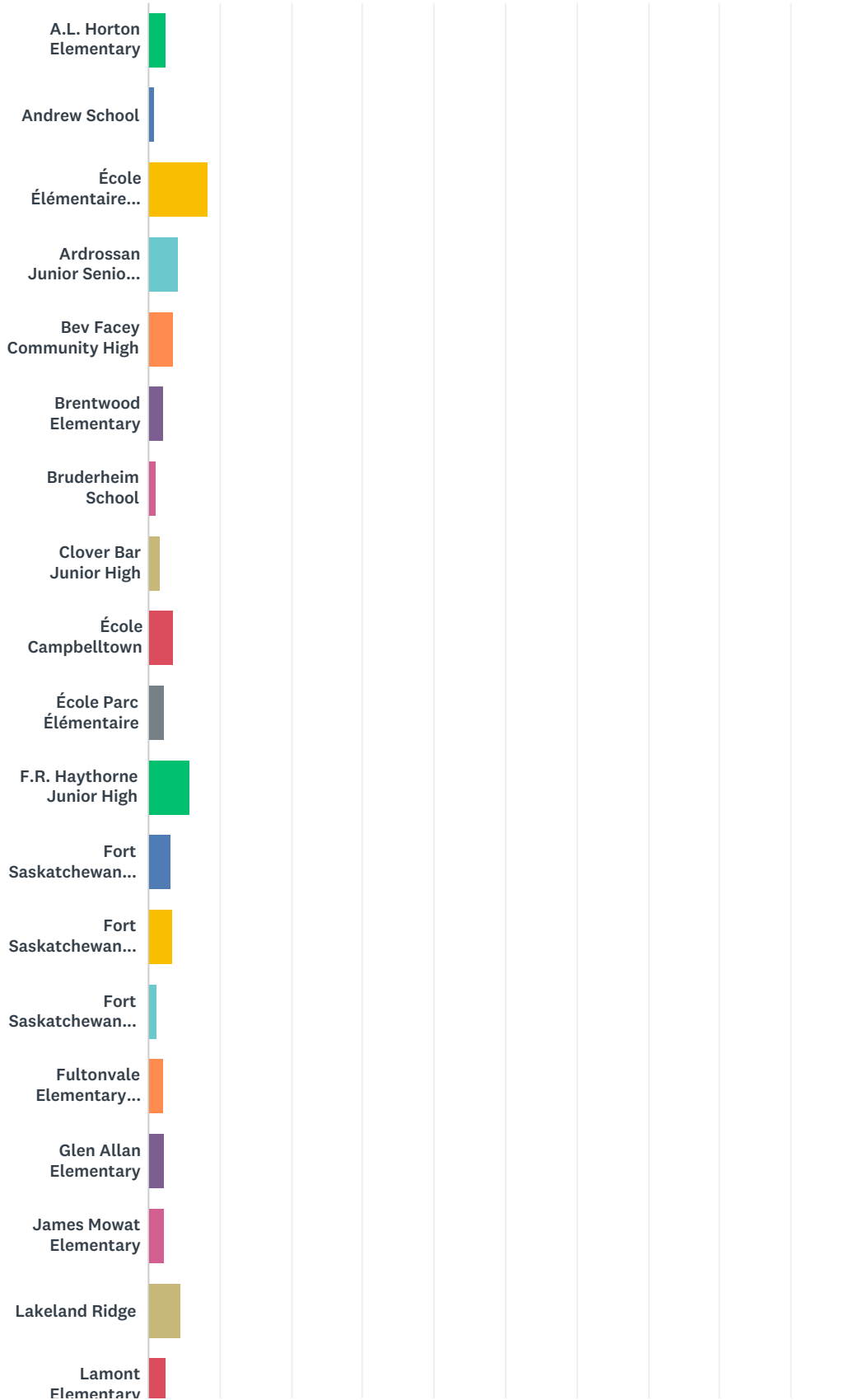
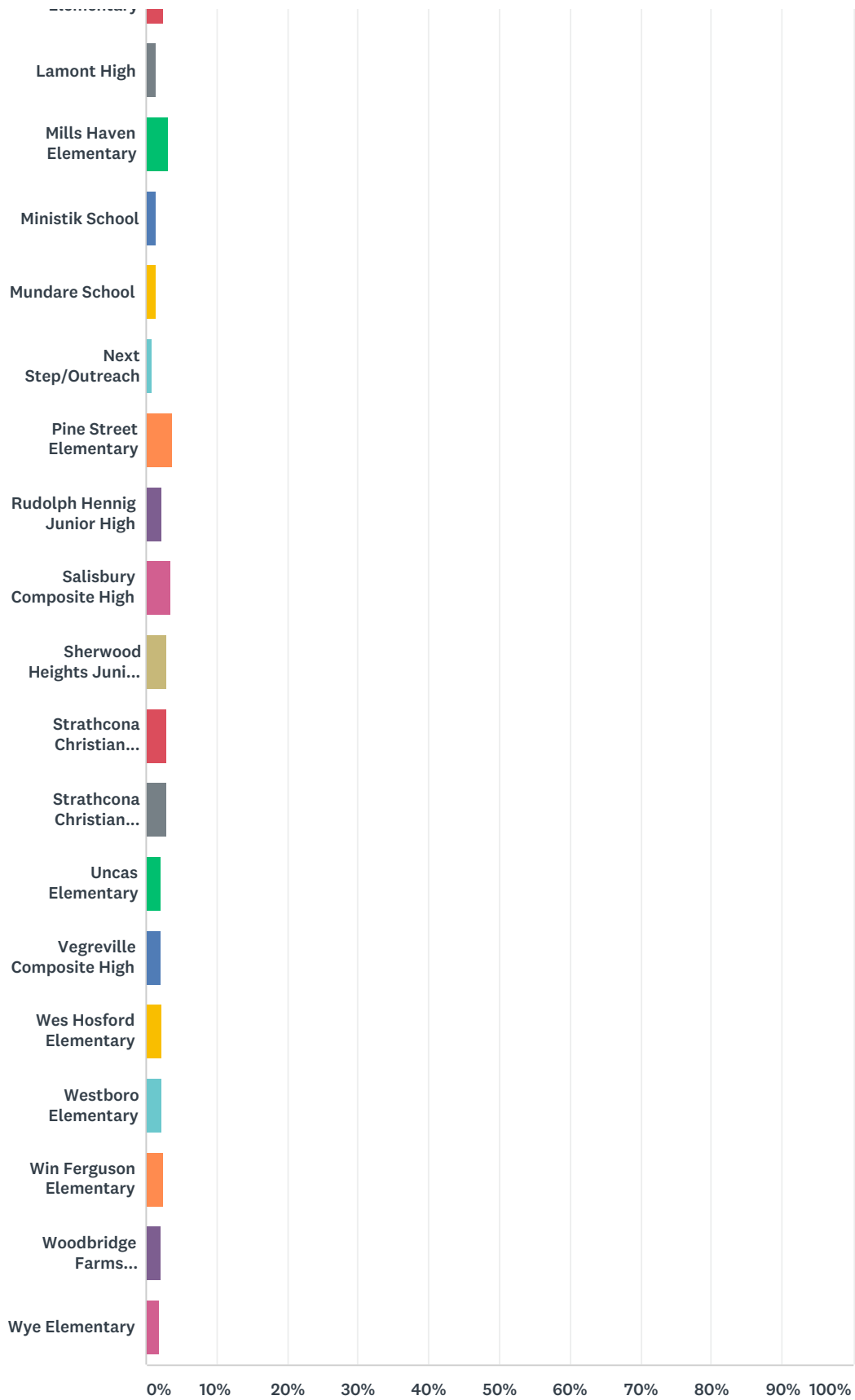


Q1 Please indicate the school your child attends.

Answered: 2,793 Skipped: 0



EIPS Parent Survey 2016-2017



ANSWER CHOICES	RESPONSES
A.L. Horton Elementary	2.47%

EIPS Parent Survey 2016-2017

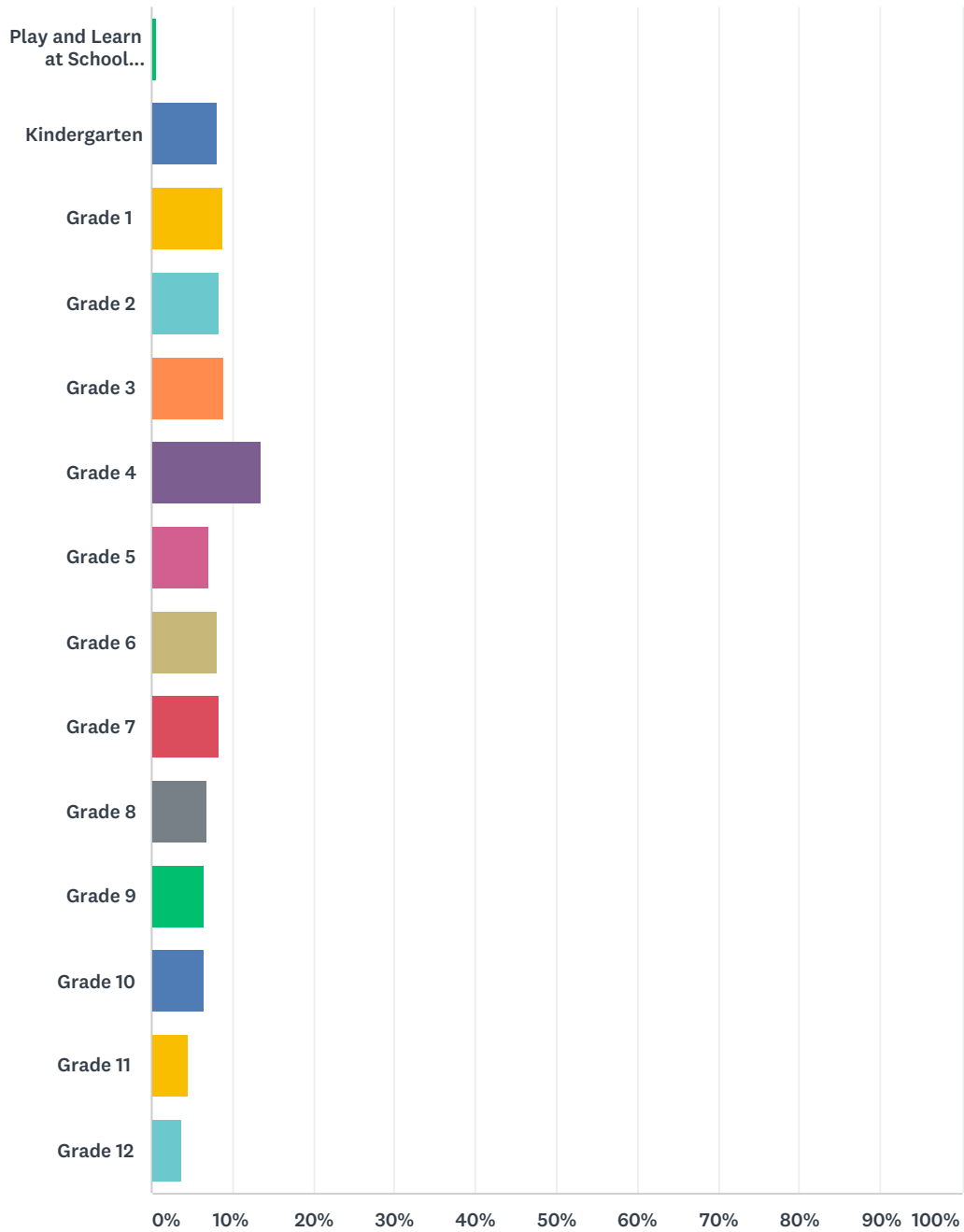
Andrew School	0.79%	22
École Élémentaire Ardrossan Elementary	8.38%	234
Ardrossan Junior Senior High	4.22%	118
Bev Facey Community High	3.62%	101
Brentwood Elementary	2.18%	61
Bruderheim School	1.15%	32
Clover Bar Junior High	1.68%	47
École Campbelltown	3.51%	98
École Parc Élémentaire	2.40%	67
F.R. Haythorne Junior High	5.76%	161
Fort Saskatchewan Christian	3.08%	86
Fort Saskatchewan Elementary	3.26%	91
Fort Saskatchewan Senior High	1.32%	37
Fultonvale Elementary Junior High	2.15%	60
Glen Allan Elementary	2.26%	63
James Mowat Elementary	2.29%	64
Lakeland Ridge	4.62%	129
Lamont Elementary	2.58%	72
Lamont High	1.43%	40
Mills Haven Elementary	3.19%	89
Ministik School	1.36%	38
Mundare School	1.54%	43
Next Step/Outreach	0.93%	26
Pine Street Elementary	3.83%	107
Rudolph Hennig Junior High	2.26%	63
Salisbury Composite High	3.62%	101
Sherwood Heights Junior High	2.94%	82
Strathcona Christian Academy Elementary	2.86%	80
Strathcona Christian Academy Secondary	2.86%	80
Uncas Elementary	2.18%	61
Vegreville Composite High	2.11%	59
Wes Hosford Elementary	2.33%	65
Westboro Elementary	2.40%	67
Win Ferguson Elementary	2.58%	72

EIPS Parent Survey 2016-2017

Woodbridge Farms Elementary	2.08%	58
Wye Elementary	1.79%	50
TOTAL		2,793

Q2 Please indicate your child's grade.

Answered: 2,793 Skipped: 0



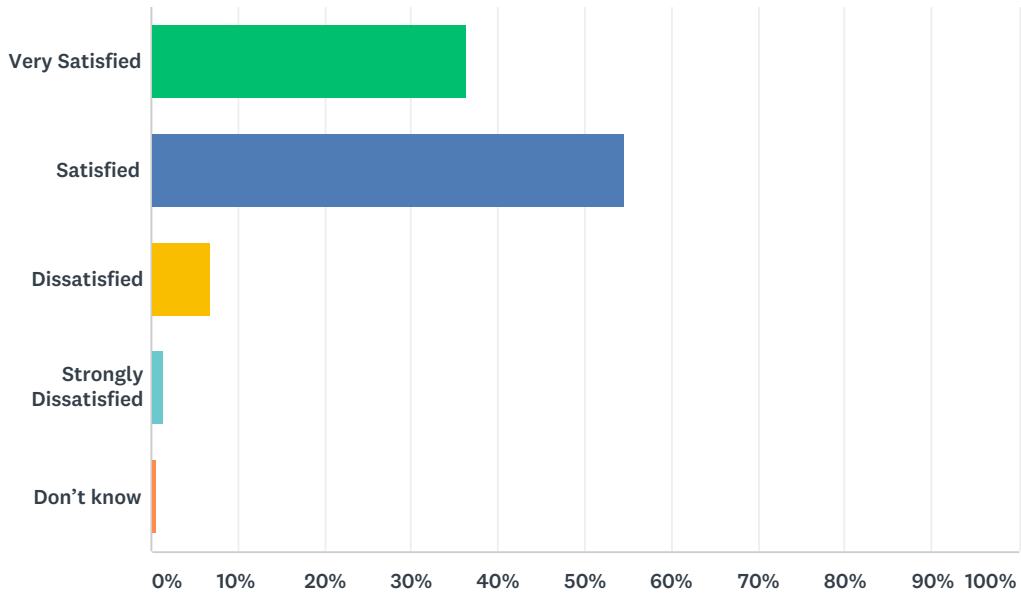
ANSWER CHOICES	RESPONSES	
Play and Learn at School (PALS)	0.54%	15
Kindergarten	8.16%	228
Grade 1	8.77%	245
Grade 2	8.27%	231
Grade 3	9.09%	254

EIPS Parent Survey 2016-2017

Grade 4	13.50%	377
Grade 5	7.09%	198
Grade 6	8.06%	225
Grade 7	8.41%	235
Grade 8	6.80%	190
Grade 9	6.59%	184
Grade 10	6.41%	179
Grade 11	4.62%	129
Grade 12	3.69%	103
TOTAL		2,793

Q3 How satisfied are you with the quality of education that your child is receiving at his/her school?

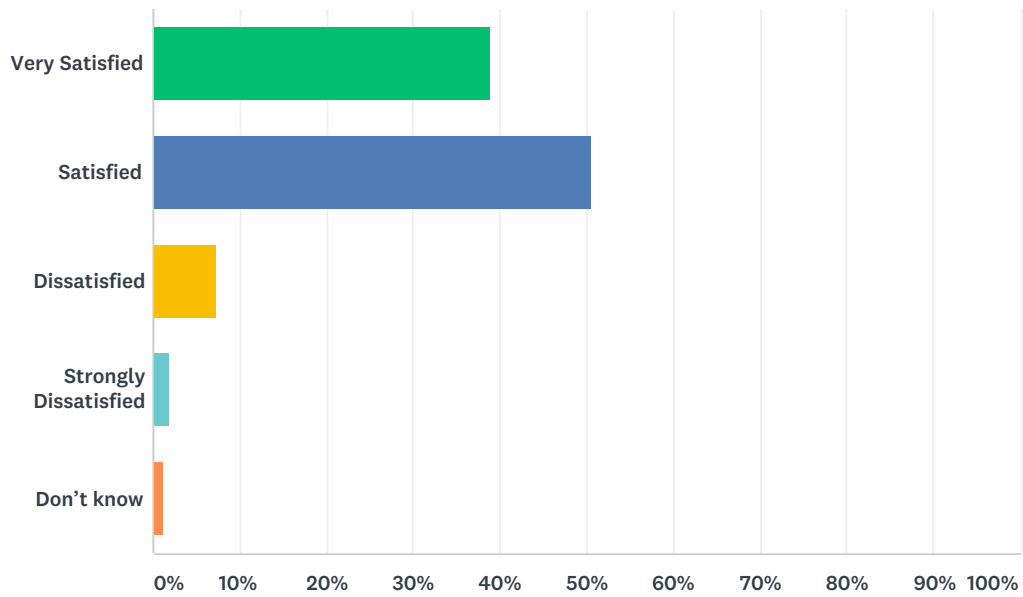
Answered: 2,759 Skipped: 34



ANSWER CHOICES	RESPONSES	
Very Satisfied	36.35%	1,003
Satisfied	54.62%	1,507
Dissatisfied	6.92%	191
Strongly Dissatisfied	1.38%	38
Don't know	0.72%	20
TOTAL		2,759

Q4 How satisfied are you with the quality of teaching at your child's school?

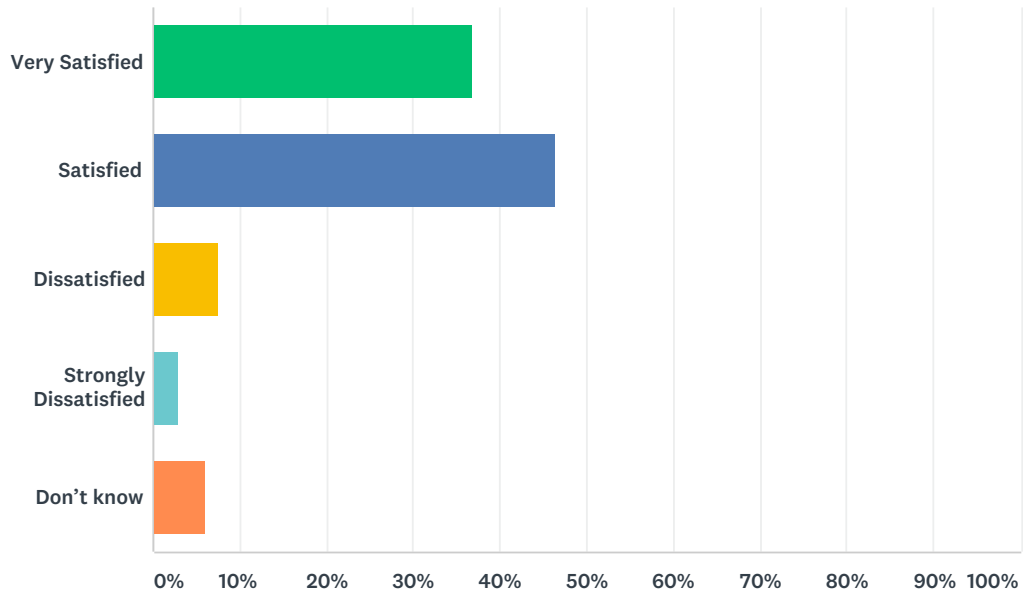
Answered: 2,757 Skipped: 36



ANSWER CHOICES	RESPONSES	
Very Satisfied	38.88%	1,072
Satisfied	50.63%	1,396
Dissatisfied	7.40%	204
Strongly Dissatisfied	1.85%	51
Don't know	1.23%	34
TOTAL		2,757

Q5 How satisfied are you with the leadership in your child's school?

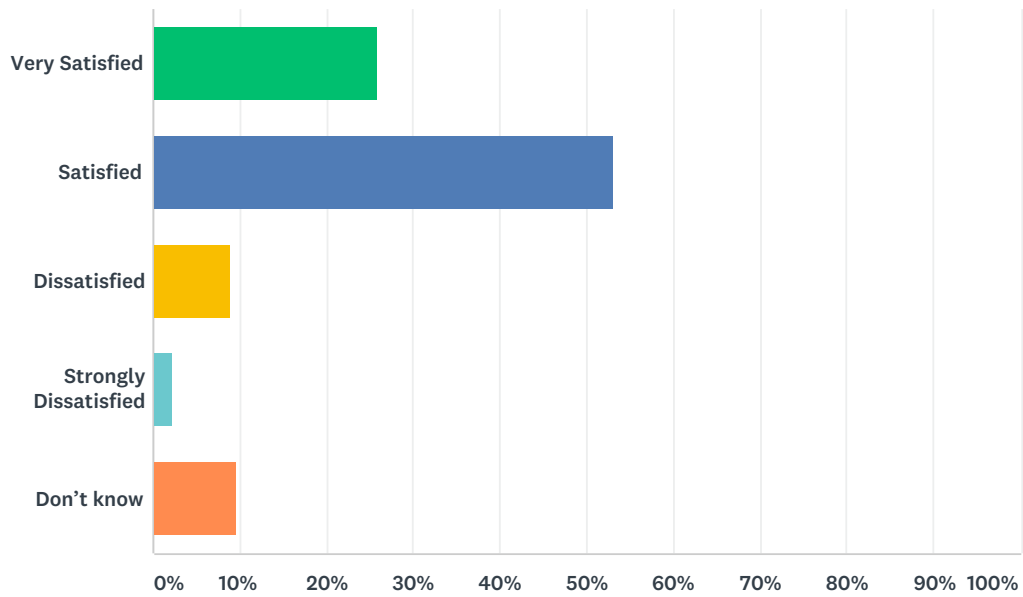
Answered: 2,761 Skipped: 32



ANSWER CHOICES	RESPONSES	
Very Satisfied	36.83%	1,017
Satisfied	46.47%	1,283
Dissatisfied	7.61%	210
Strongly Dissatisfied	2.93%	81
Don't know	6.16%	170
TOTAL		2,761

Q6 How satisfied are you with the opportunity to be involved in decisions at your child's school?

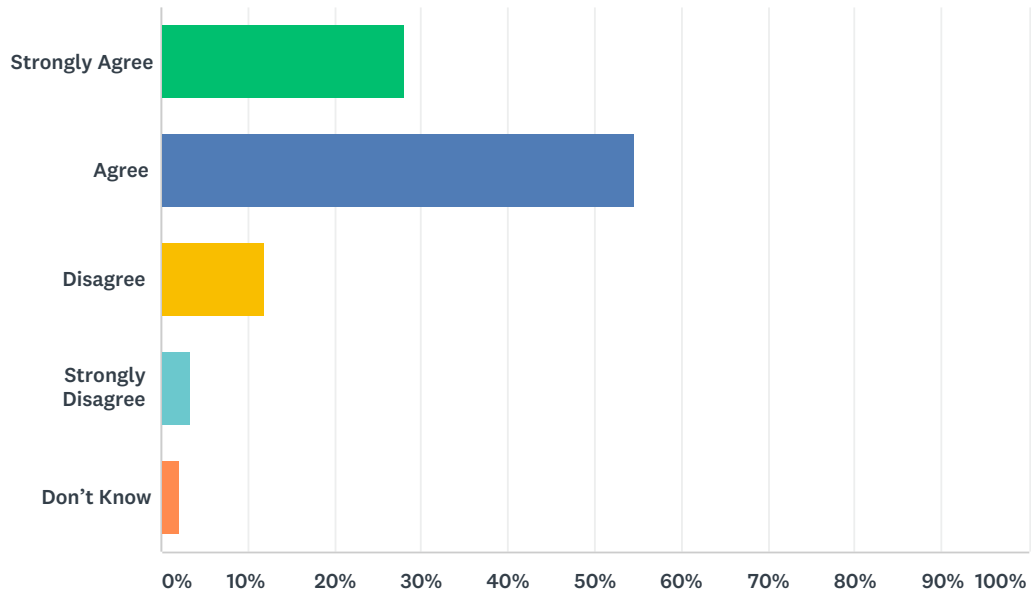
Answered: 2,764 Skipped: 29



ANSWER CHOICES	RESPONSES	
Very Satisfied	26.01%	719
Satisfied	53.08%	1,467
Dissatisfied	9.04%	250
Strongly Dissatisfied	2.28%	63
Don't know	9.59%	265
TOTAL		2,764

Q7 My child's individual needs are met.

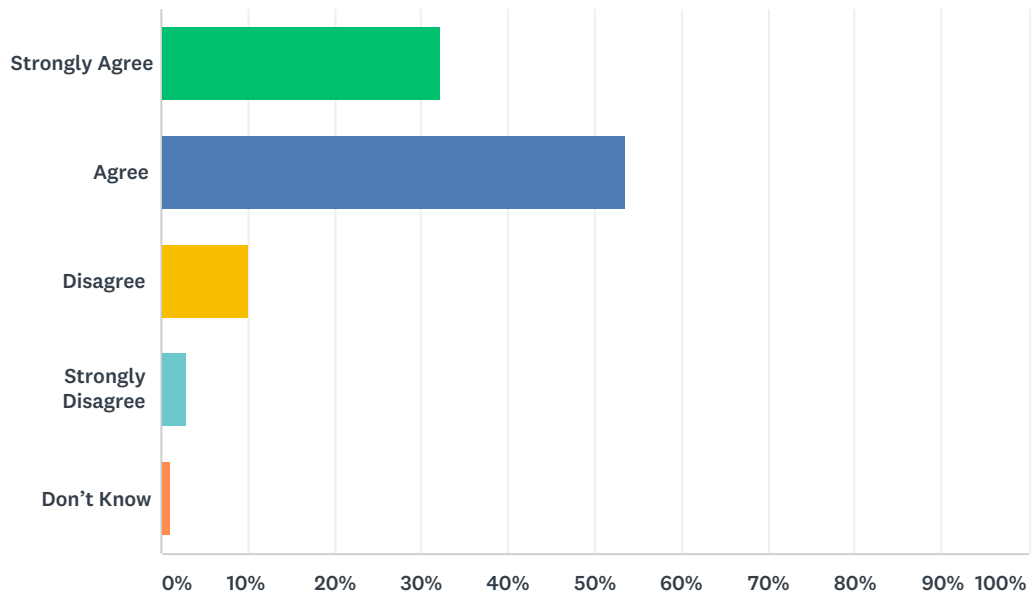
Answered: 2,764 Skipped: 29



ANSWER CHOICES	RESPONSES	
Strongly Agree	28.08%	776
Agree	54.56%	1,508
Disagree	11.83%	327
Strongly Disagree	3.40%	94
Don't Know	2.13%	59
TOTAL		2,764

Q8 The school keeps me informed about my child's progress and achievement.

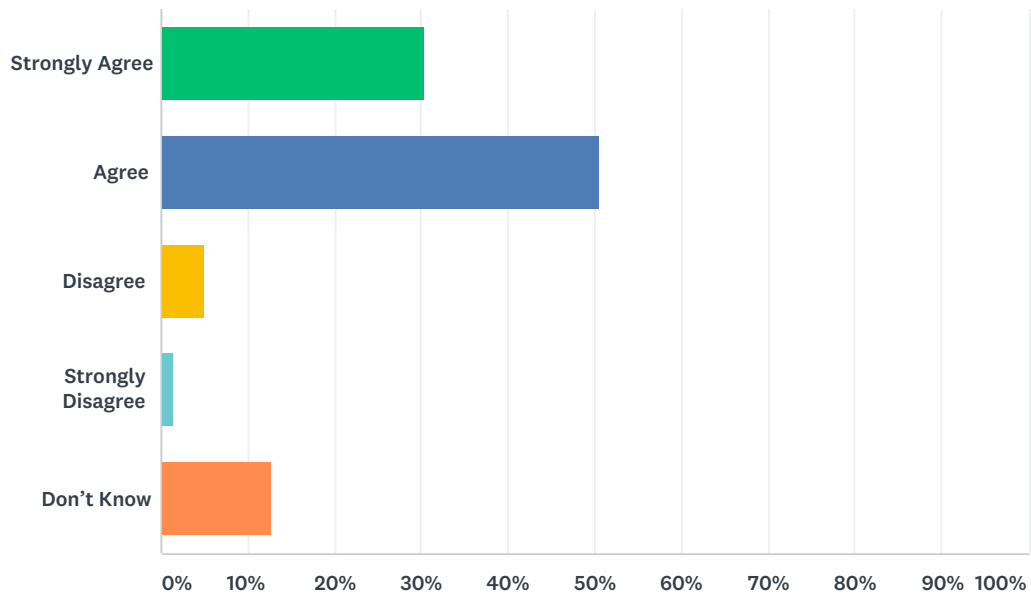
Answered: 2,762 Skipped: 31



ANSWER CHOICES	RESPONSES	
Strongly Agree	32.30%	892
Agree	53.62%	1,481
Disagree	10.07%	278
Strongly Disagree	2.93%	81
Don't Know	1.09%	30
TOTAL		2,762

Q9 The rights and responsibilities of citizenship are reinforced in my child's school.

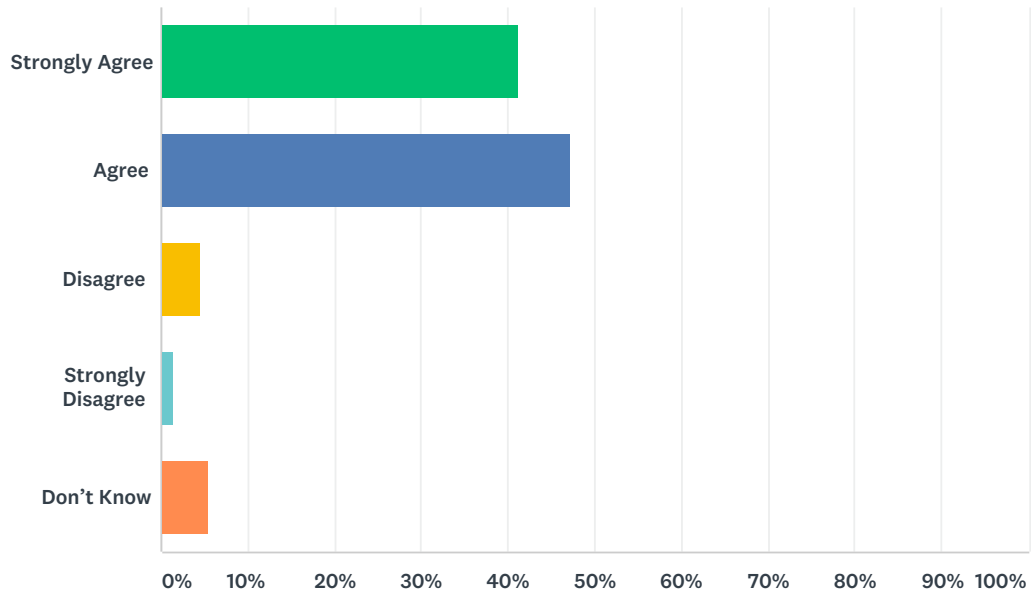
Answered: 2,762 Skipped: 31



ANSWER CHOICES	RESPONSES	
Strongly Agree	30.34%	838
Agree	50.54%	1,396
Disagree	5.00%	138
Strongly Disagree	1.41%	39
Don't Know	12.71%	351
TOTAL		2,762

Q10 The school staff care about my child.

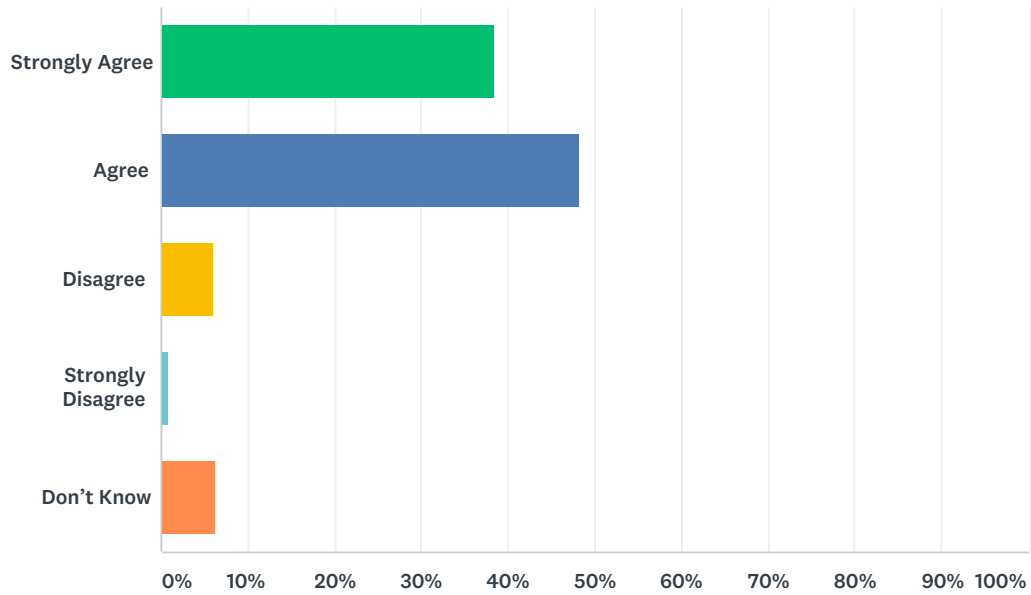
Answered: 2,765 Skipped: 28



ANSWER CHOICES	RESPONSES	
Strongly Agree	41.27%	1,141
Agree	47.38%	1,310
Disagree	4.59%	127
Strongly Disagree	1.41%	39
Don't Know	5.35%	148
TOTAL		2,765

Q11 My child is encouraged at school to do his or her best.

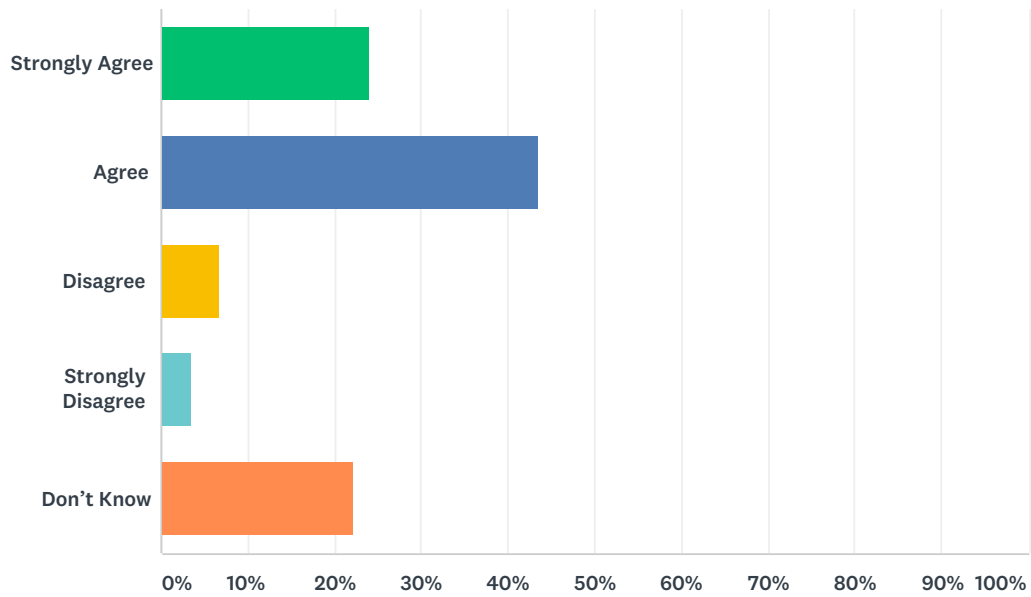
Answered: 2,767 Skipped: 26



ANSWER CHOICES	RESPONSES	
Strongly Agree	38.53%	1,066
Agree	48.32%	1,337
Disagree	6.00%	166
Strongly Disagree	0.90%	25
Don't Know	6.25%	173
TOTAL		2,767

Q12 Discipline is handled in a fair and reasonable manner in my child's school.

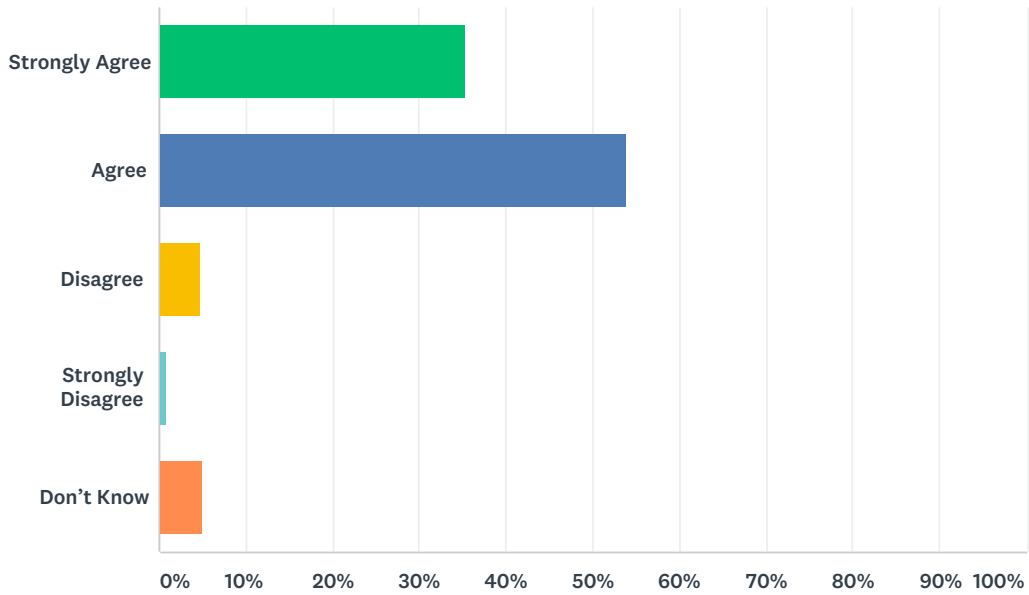
Answered: 2,765 Skipped: 28



ANSWER CHOICES	RESPONSES	
Strongly Agree	24.01%	664
Agree	43.47%	1,202
Disagree	6.76%	187
Strongly Disagree	3.58%	99
Don't Know	22.17%	613
TOTAL		2,765

Q13 My child's school is safe.

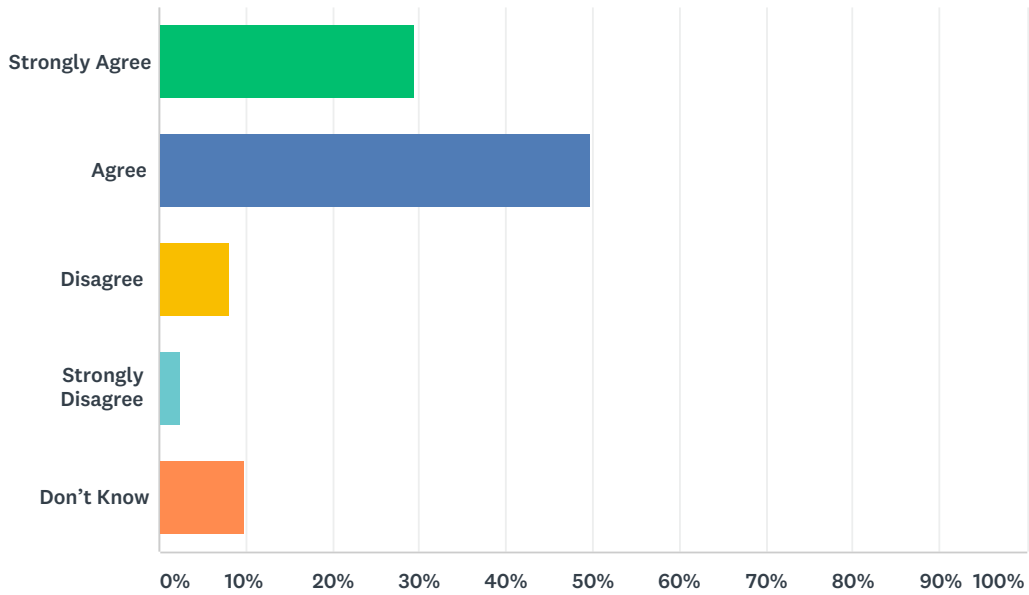
Answered: 2,768 Skipped: 25



ANSWER CHOICES	RESPONSES	
Strongly Agree	35.44%	981
Agree	53.94%	1,493
Disagree	4.77%	132
Strongly Disagree	0.90%	25
Don't Know	4.95%	137
TOTAL		2,768

Q14 There is open and honest communication within my child's school.

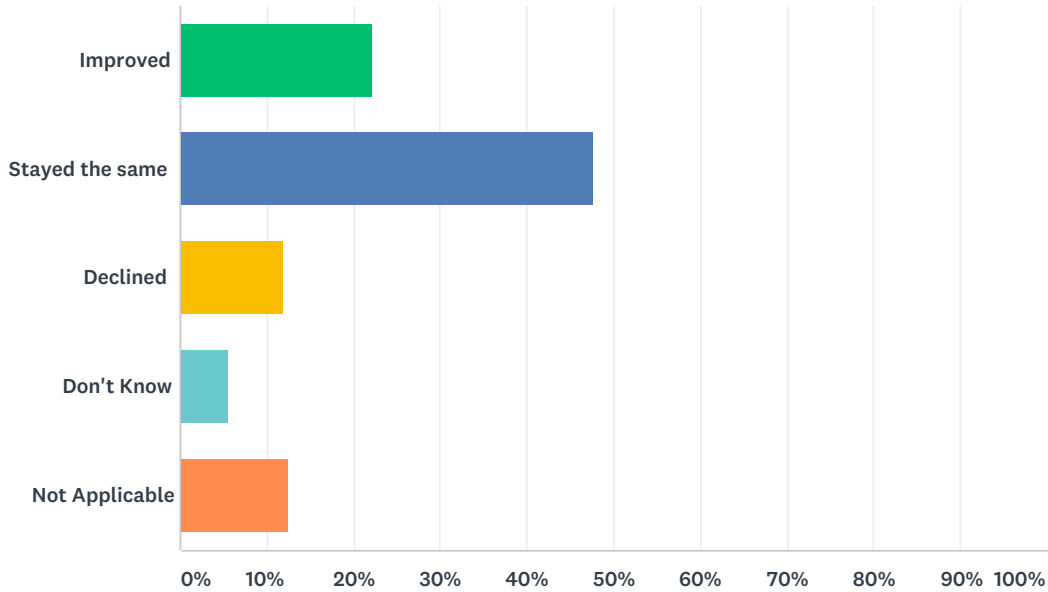
Answered: 2,764 Skipped: 29



ANSWER CHOICES	RESPONSES	
Strongly Agree	29.59%	818
Agree	49.86%	1,378
Disagree	8.07%	223
Strongly Disagree	2.60%	72
Don't Know	9.88%	273
TOTAL		2,764

Q15 In your opinion, has the quality of education that your child experienced at school improved, stayed the same, or declined in the past three years?

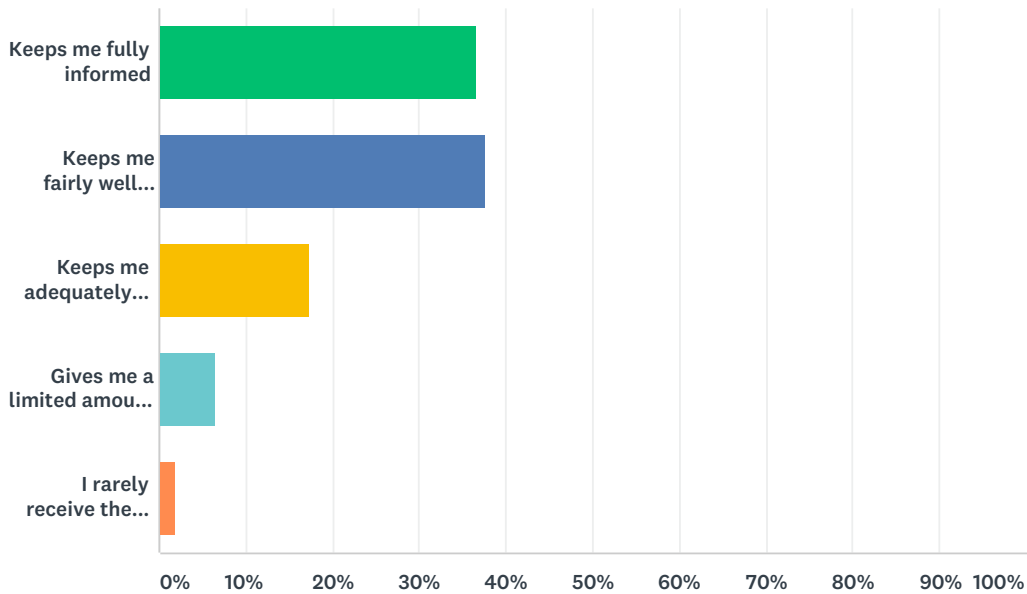
Answered: 2,769 Skipped: 24



ANSWER CHOICES	RESPONSES	
Improved	22.10%	612
Stayed the same	47.78%	1,323
Declined	11.88%	329
Don't Know	5.67%	157
Not Applicable	12.57%	348
TOTAL		2,769

Q16 Elk Island Public Schools appreciates the opportunity to stay connected with parents about news, activities, programs and other matters of importance. What is your impression of the communications you receive from your school?

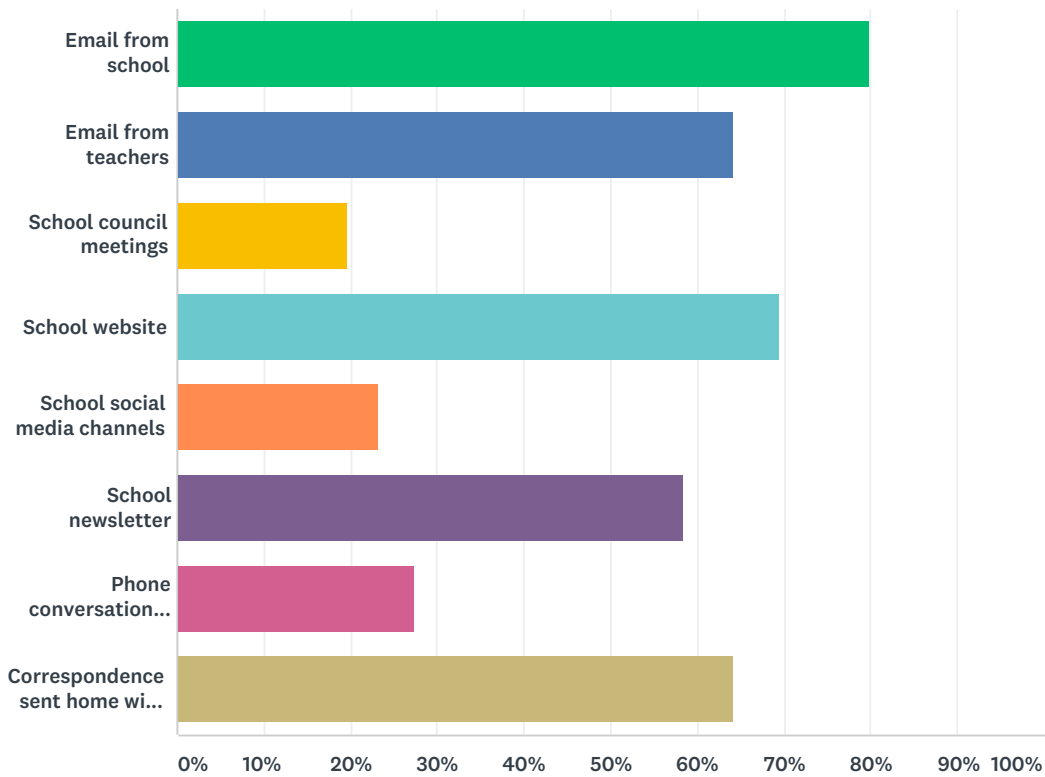
Answered: 2,676 Skipped: 117



ANSWER CHOICES	RESPONSES	
Keeps me fully informed	36.58%	979
Keeps me fairly well informed	37.56%	1,005
Keeps me adequately informed	17.38%	465
Gives me a limited amount of information	6.58%	176
I rarely receive the information I need	1.91%	51
TOTAL		2,676

Q17 Do you regularly make use of the following to keep up to date on school activities, programs, etc.? Check all that apply.

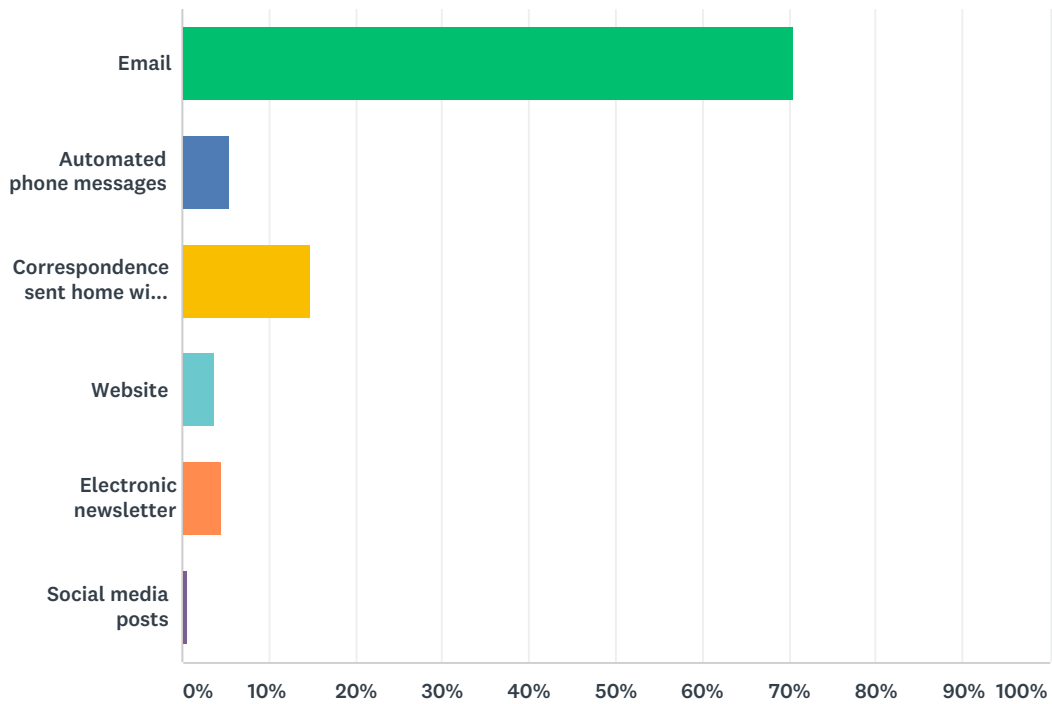
Answered: 2,667 Skipped: 126



ANSWER CHOICES	RESPONSES	
Email from school	80.01%	2,134
Email from teachers	64.30%	1,715
School council meetings	19.76%	527
School website	69.40%	1,851
School social media channels	23.32%	622
School newsletter	58.46%	1,559
Phone conversations with school and/or teachers	27.45%	732
Correspondence sent home with your child	64.15%	1,711
Total Respondents: 2,667		

Q18 What is your most preferred method of communications from the school and Division?

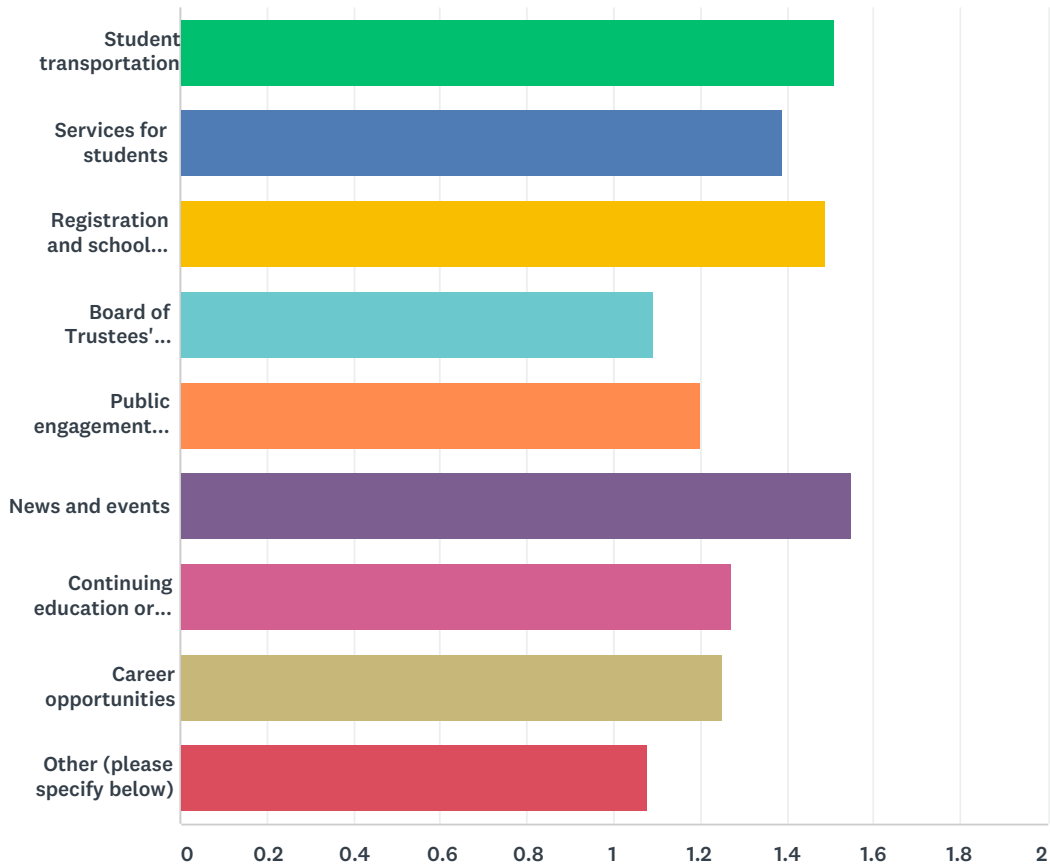
Answered: 2,673 Skipped: 120



ANSWER CHOICES	RESPONSES	
Email	70.48%	1,884
Automated phone messages	5.46%	146
Correspondence sent home with your child	14.89%	398
Website	3.82%	102
Electronic newsletter	4.64%	124
Social media posts	0.71%	19
TOTAL		2,673

Q19 Do you visit the Division website (www.eips.ca) for information on:

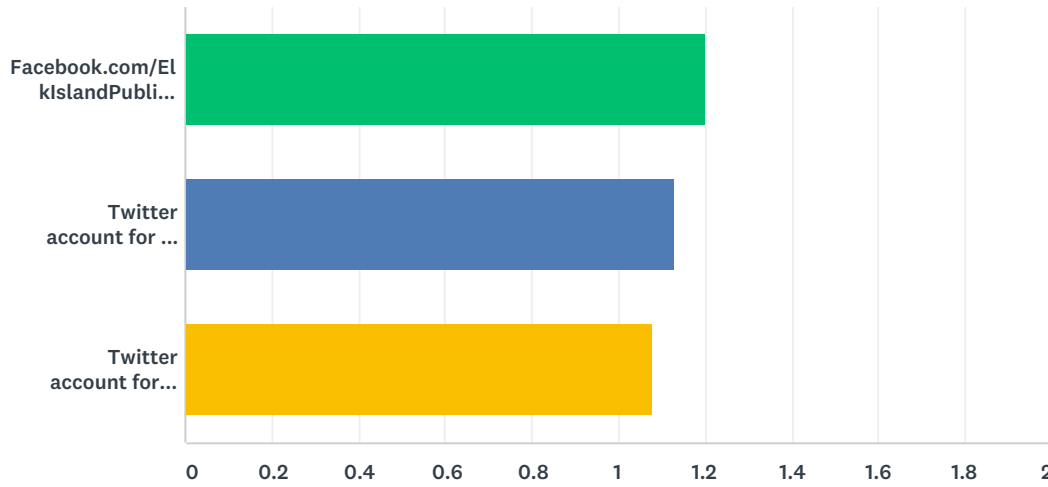
Answered: 2,673 Skipped: 120



	YES	NO	TOTAL	WEIGHTED AVERAGE
Student transportation	51.05% 1,342	48.95% 1,287	2,629	1.51
Services for students	39.18% 1,012	60.82% 1,571	2,583	1.39
Registration and school boundaries	49.28% 1,275	50.72% 1,312	2,587	1.49
Board of Trustees' meetings	8.53% 215	91.47% 2,305	2,520	1.09
Public engagement initiatives	20.49% 517	79.51% 2,006	2,523	1.20
News and events	54.53% 1,415	45.47% 1,180	2,595	1.55
Continuing education or summer courses	27.11% 691	72.89% 1,858	2,549	1.27
Career opportunities	25.45% 641	74.55% 1,878	2,519	1.25
Other (please specify below)	7.83% 142	92.17% 1,671	1,813	1.08

Q20 Elk Island Public Schools shares news and information on its social media channels. Do you follow:

Answered: 2,658 Skipped: 135



	YES	NO	TOTAL	WEIGHTED AVERAGE
Facebook.com/ElkIslandPublicSchools	20.14% 533	79.86% 2,114	2,647	1.20
Twitter account for the Division (@eips)	12.57% 330	87.43% 2,295	2,625	1.13
Twitter account for EIPS Student Transportation (@eipsST)	8.31% 217	91.69% 2,395	2,612	1.08